

Not suitable for covering with thermally insulating material.

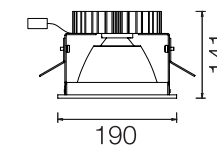


General safety instructions: information on restrictions related to use of the light fixtures (class, IP, etc), can be found both on the fixture label and on our website at www.rovasi.com.

The wiring schematics can be found on page 2 of the document.

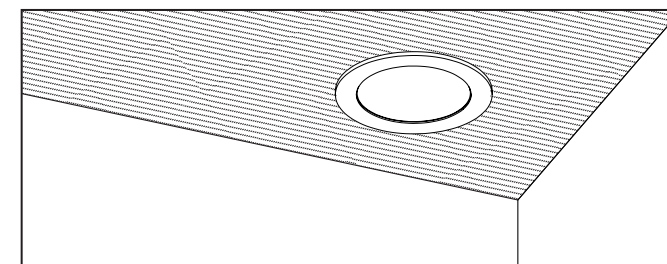
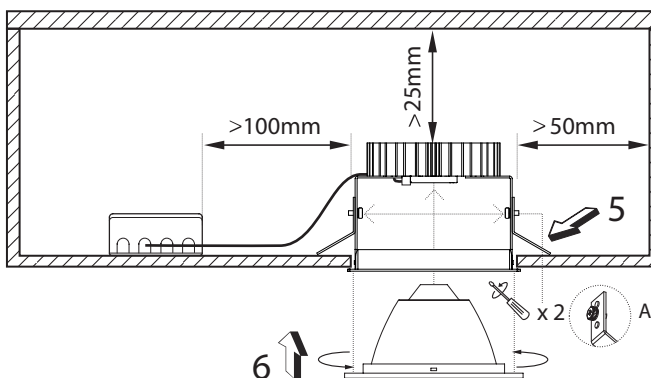
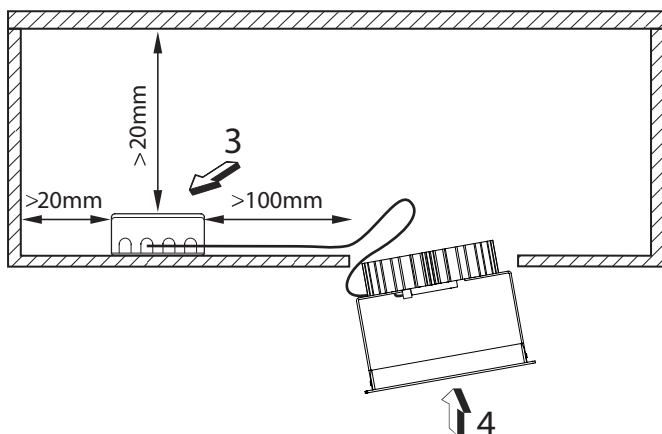
ELECTRONIC EQUIPMENT:

T: SwitchDIM/ColourSwitch/DALI/DSI. There are available accessories for dimming devices.



14.3W / 350mA

146ATM.1-R1185



This product contains a light source of energy efficiency class F.

LED technology and performance data are constantly changing. Current details should therefore be checked with ROVASI in order to ensure that its still the most up to date reference. Updated data will be supplied on request. [03.11.2023]



BSI Cert ISO 9001:2015 - n°FM 39346
BSI Cert ISO 14001:2015 - n°EMS 554685

Ronda de la Font-Grossa 15
Pol. Ind. La Gavarra
08540 Centelles | Barcelona
Spain

T. 34 93 881 35 12
T. 34 93 881 37 13

info@rovasi.com
rovasi.com

Installation instructions. Mains supply wires

- Wiring type and cross section
- Stranded wire or solid wire up to 0,5 - 2,5mm² may be used for wiring.
- Strip 10-11 mm of insulation from the cables to ensure perfect operation of the push terminals.
- Use one wire for each terminal connector only.
- Use each strain relief channel for one cable only.
- Installation may require advice from a qualified person.
- Single lights apt for inner use (no outer)

Wiring guidelines

- All connections must be kept as short as possible to ensure good EMI behaviour.
- Earthing is not required for the device to operate but will improve the EMI behaviour.
- The max. secondary cable (LED module) length is 2m (4m circuit).
- Secondary switching is not permitted.
- Incorrect wiring can damage LED modules.



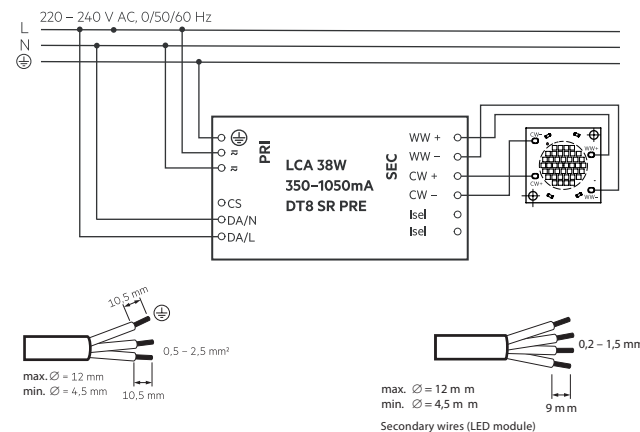
Release of the wiring
Press down the "push button"
and remove the cable from front

T: switchDIM and colourSWITCH

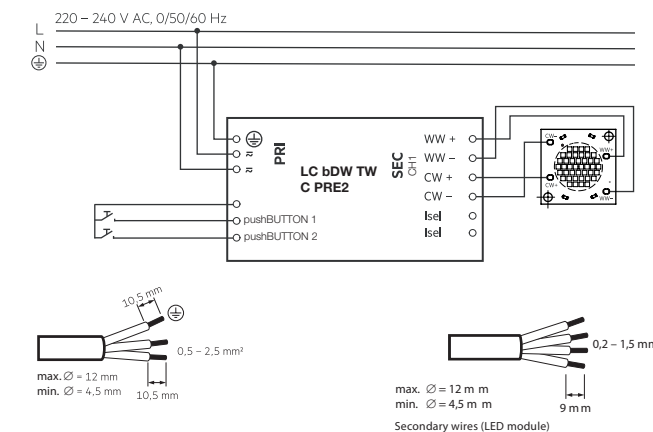
Wiring diagram for switchDIM and colourSWITCH for SLE premium



T: DALI/DSI/corridor/corridorFUNCION V2



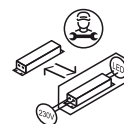
TDB: basicDIM Wireless



UPGRADEABLE, REPLACEABLE, REPAIRABLE



The servicing of the light source in this luminaire should only be undertaken by the manufacturer or his service agent or a similar qualified person.



The servicing of the driver in this luminaire should only be undertaken by the manufacturer or his service agent or a similar qualified person.

1



2



3

