

430RGL.01.00



Pendant downlights with symmetrical light distribution to achieve an effective task or ambient lighting. Lampshade in diameter 370mm.

Lampshade and aluminium body liquid painted with textured finish.

Select from a vast range of colours to perfectly customize your fittings. Whether you prefer a single colour or want to create a unique combination, we offer flexible options. You can choose a RAL colour for the exterior of your lampshade and pair it with various finishes for the interior. Customized RAL under request.

Removable lampshade that can be easily replaced with another design or finish.

Delivered with 1 meter steel cord suspension as standard and black electronic wire. Mounted to the ceiling by surface-mounted cylindrical ceiling rose with two fixing points.

Lamp not included, recommended lamp: E27 LED.

**Luminaire connected power:** Max 15 W

**Light source luminous flux:** Retrofit

**Light source power:** Max 15 W

**CRI:** Retrofit

**Colour Temperature:** Retrofit

**Beam Angle:** .°

**LED reliability at nominal Ta = 25°C:** Retrofit

**Photobiological safety group:** 0

**This product contains a light source of energy efficiency class** Retrofit

#### Electronic Equipment

W/O electronic equipment

W/O lighting source

#### Upgradeable, Replaceable, Repairable



#### Note

LED technology and performance data are constantly changing. Current details should therefore be checked with ROVASI in order to ensure that it is still the most up to date reference. Updated data will be supplied on request. [Last revised on 17.08.2025]

#### 5 years guarantee



BSI Cert ISO 9001:2015 - n°FM 39346

BSI Cert ISO 14001:2015 - n°EMS 554685

#### ROVASI S.L.

Ronda de la Font Grossa, 15  
Pol. Ind. La Gavarra  
08540 Centelles | Barcelona  
Spain

#### Contact

T. +34 93 881 35 12 info@rovasi.com  
T. +34 93 881 37 13 [www.rovasi.com](http://www.rovasi.com)

## Colour options

Lampshade and aluminium body liquid painted with textured finish.  
Select from a vast range of colours to perfectly customize your fittings.

### One single colour



1: RAL9010  
Pure White textured



2: RAL9005  
Jet Black textured



13: RAL 1023  
Traffic Yellow textured



14: RAL 1037  
Sun Yellow textured



15: RAL 2012  
Salmon Orange textured



16: RAL 3000  
Flame red textured



17: RAL 5024  
Pastel Blue textured



18: RAL 5003  
Sapphire Blue textured



19: RAL 6018  
Yellow Green textured



20: RAL 6000  
Patina Green textured



21: RAL 8001:  
Ochre Brown textured



22: RAL8016  
Mahogany Brown textured

### Two colours combined / outer and inner

Select from a vast range of colours to perfectly customize your fittings. You can choose a RAL colour for the exterior of your lampshade and pair it with various finishes for the interior.

#### Inner finishes.



10: RAL 9010  
Pure White



20: RAL9005  
Jet Black



30: Golden



40: Copper



50: Silvered

#### Some inspirations.



1: RAL9010  
Pure White textured  
30: Golden



2: RAL9005  
Jet Black textured  
50: Silvered



17: RAL 5024  
Pastel Blue textured  
50: Silvered



20: RAL 6000  
Patina Green textured  
50: Silvered



16: RAL 3000  
Flame red textured  
10: RAL9010  
Pure White textured



2: RAL9005  
Jet Black textured  
40: Copper



16: RAL 3000  
Flame red textured  
30: Golden



15: RAL 2012  
Salmon Orange textured  
30: Golden



20: RAL 6000  
Patina Green textured  
40: Copper



21: RAL 8001:  
Ochre Brown textured  
20: RAL9005  
Jet Black textured

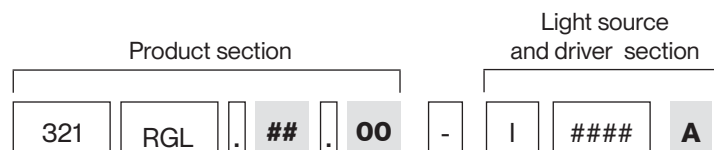


18: RAL 5003  
Sapphire Blue textured  
10: RAL9010  
Pure White textured

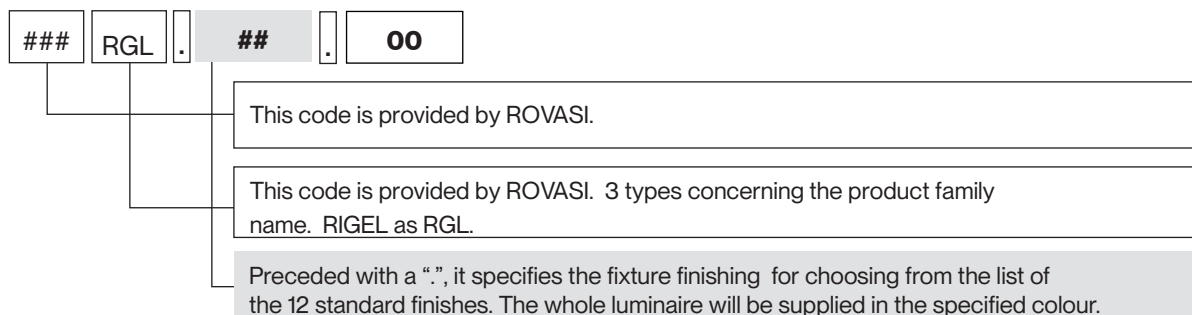


22: RAL8016  
Mahogany Brown textured  
30: Golden

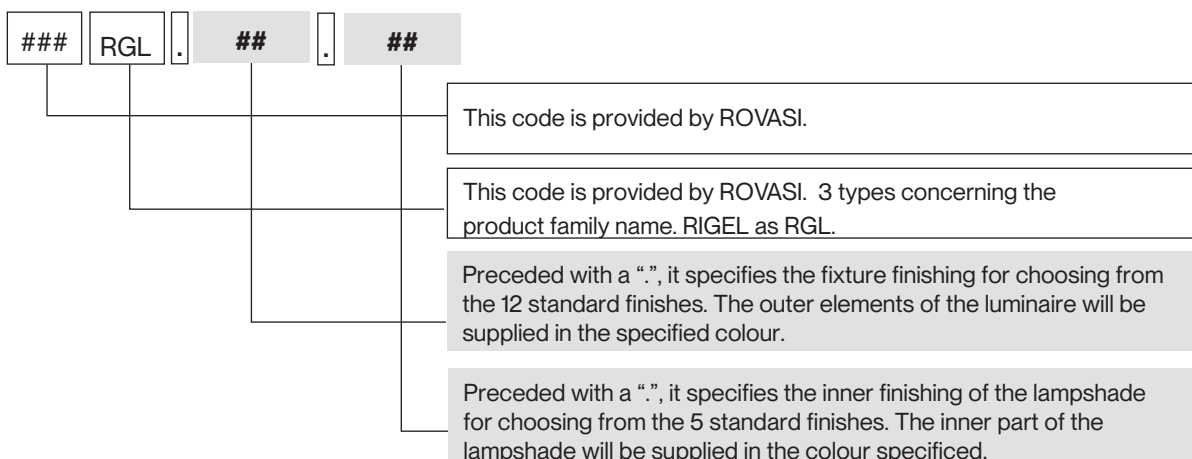
## Structure of a standard reference:



### Product Section | Luminaire with one single colour



### Product Section | Luminaire with two colours combined: outer and inner



### Light source and driver section

