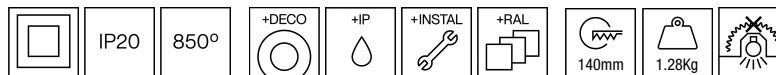


101ATM.1-R2009



Recessed ceiling-mounted downlight with symmetrical light distribution to achieve an effective task, accent or ambient lighting.

Circular design in diameter 150mm.

Facetted metalized aluminium reflector.

Powder painted die-cast aluminium trim available in assorted finishes, customized RAL under request.

Glass accessory available to increase the protection rating to IP54 | IK05 from underneath [reference M2.B0150].

316L stainless steel trim accessory with flush glass and silicone rubber gasket to increase the protection rating to IP65 | IK07 from underneath [reference M2.C0150].

Drop glass disk accessory available in assorted colours [reference M1.A0150].

Drop metal disk accessory available in assorted colours [reference M1.B0150].

Remote driver supplied.

Electronic options for lighting control: DALI-2 or Bluetooth.

The driver contained in this luminaire complies with European Directive 2009/125/EC establishing flicker limits: PstLM ≤ 1 and SVM ≤ 0,4.

Luminaire designed according to ecodesign principles, with replaceable light source and driver, to enable upgrades, ease maintenance and extend the product lifecycle.

3 hours battery available as option (class I).

Passive temperature management: heat dissipation flows through aluminium heat sink.

Ceiling-mounted by spring clamps for easy installation, ceiling thickness up to 30mm.

Luminaire luminous flux: 2079lm

Luminaire connected power: 17,1 W

Luminaire efficiency: 122 lm/W

Light source luminous flux: 2285lm

Light source power: 15,43 W

Constant Current: 500 mA

CRI: >90 R9 62

Colour Temperature: 2700K

Chromaticity Tolerance: MacAdam 3

Beam Angle: 12°

LOR: 91%

LED reliability at nominal Ta = 25°C: 100.000h L90B10

UGR: C0° = 14,5 | C90° = 14,5 under the below indicated parameters

Room dimensions X=4H/8H

Reflectance 20% | 50% | 70%

Luminaire spacing = 0.25m

Photobiological safety group: 1

Cd/Klm: 9093

This product contains a light source of energy efficiency class E

Electronic Equipment

K: On/Off (basic)

S: On/Off (AC/DC + looping through)

SE: On/Off (AC/DC+looping) + 3h battery

D: DALI-2/switchDIM/corridorFUNCTION

DE: DALI-2/switchDIM/corridorFUNCTION + Battery 3h

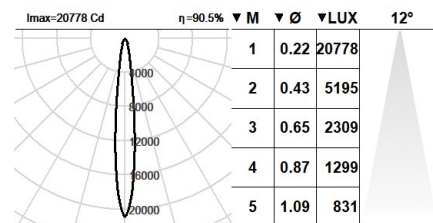
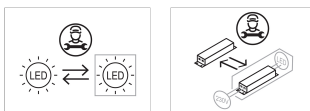
B: Bluetooth-Casambi

*Add the suffix **-K**, **-S**, **-SE**, **-D**, **-DE**, **-B** after the reference to indicate your electronic equipment choice.

Finishes

1: RAL9010: Pure White, **2:** RAL9005: Jet Black, **4:** RAL7016: Anthracite Grey, **7:** RAL9006: White Aluminium

Upgradeable, Replaceable, Repairable



Note

LED technology and performance data are constantly changing. Current details should therefore be checked with ROVASI in order to ensure that it is still the most up to date reference. Updated data will be supplied on request. [Last revised on 22.01.2026]

5 years guarantee



BSI Cert ISO 9001:2015 - n°FM 39346

BSI Cert ISO 14001:2015 - n°EMS 554685

ROVASI S.L.

Ronda de la Font Grossa, 15
Pol. Ind. La Gavarra
08540 Centelles | Barcelona
Spain

Contact

T. +34 93 881 35 12 info@rovasi.com
T. +34 93 881 37 13 www.rovasi.com