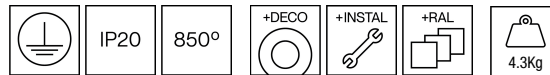


101HEX.1-I2105



Pendant downlight with symmetrical light distribution to achieve an effective task or ambient lighting.

Luminaire luminous flux: 2466lm
Luminaire connected power: 24,2 W
Luminaire efficiency: 102 lm/W
Light source luminous flux: 3245lm
Light source power: 21,8 W
Constant Current: 700 mA
CRI: >90 R9 62
Colour Temperature: 2700K
Chromaticity Tolerance: MacAdam 3
Beam Angle: 53°
LOR: 76%

LED reliability at nominal Ta = 25°C: 60.000h L90B10

UGR: C0° = 13,1 | C90° = 12,9 under the below indicated parameters

Room dimensions X=4H/8H

Reflectance 20% | 50% | 70%

Luminaire spacing = 0,25m

Photobiological safety group: 1

Cd/Klm: 944

This product contains a light source of energy efficiency class E

Electronic Equipment

S: On/Off (AC/DC, NOT looping through capable)

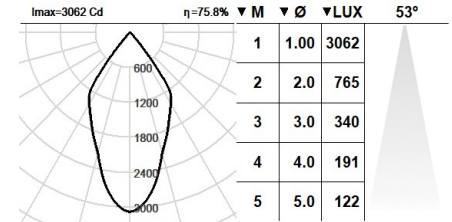
D: DALI-2/switchDIM/corridorFUNCTION

B: Bluetooth-Casambi

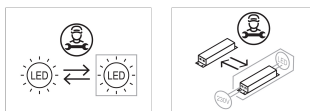
*Add the suffix **-S**, **-D**, **-B** after the reference to indicate your electronic equipment choice.

Finishes

1: RAL9010: Pure White, **2:** RAL9005: Jet Black, **4:** RAL7016: Anthracite Grey, **7:** RAL9006: White Aluminium



Upgradeable, Replaceable, Repairable



Note

LED technology and performance data are constantly changing. Current details should therefore be checked with ROVASI in order to ensure that it is still the most up to date reference. Updated data will be supplied on request. [Last revised on 24.10.2025]

5 years guarantee



BSI Cert ISO 9001:2015 - n°FM 39346

BSI Cert ISO 14001:2015 - n°EMS 554685

ROVASI S.L.

Ronda de la Font Grossa, 15
 Pol. Ind. La Gavarra
 08540 Centelles | Barcelona
 Spain

Contact

T. +34 93 881 35 12
 T. +34 93 881 37 13

info@rovasi.com
www.rovasi.com