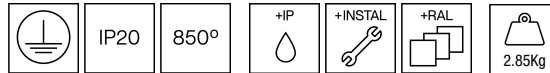


### 102GVE.1-I2093



Pendant downlight with symmetrical light distribution to achieve an effective task, accent or ambient lighting.

Neutral cylindrical body in diameter 150mm.

Double Aluminium reflectors in assorted finishes. Top reflector: faceted metalized or sandblasted metalized depending on the beam angle outcome. Bottom reflector: sandblasted metalized.

Powder painted aluminium body available in assorted finishes, customized RAL under request.

Flush glass accessory available [reference M2.L0150]. Complete IP54 | IK05 fixture by ordering flush glass and IP rated connector accessories [reference F3.A3 (On/Off) / F3.A5 (DALI) ].

Drop glass disk accessory available in assorted colours [reference M1.A0150].

Drop metal disk accessory available in assorted colours [reference M1.B0150].

Built-in driver included

The driver contained in this luminaire complies with European Directive 2009/125/EC establishing flicker limits: PstLM ≤ 1 and SVM ≤ 0,4.

Luminaire designed according to ecodesign principles, with replaceable light source and driver, to enable upgrades, ease maintenance and extend the product lifecycle.

Passive temperature management: heat dissipation flows through an aluminium heat sink and the fixture body itself.

Suspended 1 meter by three steel cords. Transparent electrical wire.

Mounted to the ceiling by cylindrical ceiling rose.

For a more dynamic result, it can be supplied with an adapter for three-phase track [accessory reference M3.A].

GRAVITY can be combined with the BASE surface-mounted line to achieve a uniform effect.

**Luminaire luminous flux:** 1474lm

**Luminaire connected power:** 11,9 W

**Luminaire efficiency:** 124 lm/W

**Light source luminous flux:** 1620lm

**Light source power:** 10,66 W

**Constant Current:** 350 mA

**CRI:** >90 R9 62

**Colour Temperature:** 2700K

**Chromaticity Tolerance:** MacAdam 3

**Beam Angle:** 24°

**LOR:** 91%

**LED reliability at nominal Ta = 25°C:** 100.000h L90B50 | 50.000h L90B10

**UGR:** C0° = 13,5 | C90° = 13,5 under the below indicated parameters

Room dimensions X=4H/8H

Reflectance 20% | 50% | 70%

Luminaire spacing = 0.25m

**Photobiological safety group:** 1

**Cd/Klm:** 3580

**This product contains a light source of energy efficiency class E**

#### Electronic Equipment

**S:** On/Off (AC/DC, NOT looping through capable)

**D:** DALI-2/switchDIM/corridorFUNCTION

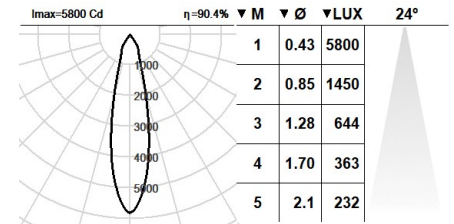
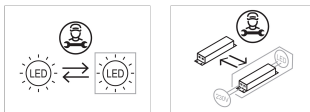
**B:** Bluetooth-Casambi

\*Add the suffix **-S**, **-D**, **-B** after the reference to indicate your electronic equipment choice.

#### Finishes

**1:** RAL9010: Pure White, **2:** RAL9005: Jet Black, **4:** RAL7016: Anthracite Grey, **7:** RAL9006: White Aluminium

#### Upgradeable, Replaceable, Repairable



#### Note

LED technology and performance data are constantly changing. Current details should therefore be checked with ROVASI in order to ensure that it is still the most up to date reference. Updated data will be supplied on request. [Last revised on 22.12.2025]

#### 5 years guarantee



BSI Cert ISO 9001:2015 - n°FM 39346

BSI Cert ISO 14001:2015 - n°EMS 554685

#### ROVASI S.L.

Ronda de la Font Grossa, 15  
Pol. Ind. La Gavarra  
08540 Centelles | Barcelona  
Spain

#### Contact

T. +34 93 881 35 12 info@rovasi.com  
T. +34 93 881 37 13 [www.rovasi.com](http://www.rovasi.com)