

102CEV.1.02-I2091



IP20

IK05

850°



Pendant downlight with symmetrical light distribution to achieve an effective task or ambient lighting. Neutral cylindrical body in diameter 190mm.

White painted aluminium reflector. Sandblasted metalized aluminium reflector available as option.

Powder painted aluminium body available in assorted finishes, customized RAL under request.

Intermediate tempered frosted glass .

Integral driver supplied.

Electronic options for lighting control: DALI-2 or Bluetooth.

The driver contained in this luminaire complies with European Directive 2009/125/EC establishing flicker limits: PstLM ≤ 1 and SVM ≤ 0,4.

Luminaire designed according to ecodesign principles, with replaceable light source and driver, to enable upgrades, ease maintenance and extend the product lifecycle.

Passive temperature management: heat dissipation flows through aluminium heat sink and the fixture body itself.

Suspended 1 meter by three steel cords. Transparent electrical wire.

Mounted to the ceiling by cylindrical ceiling rose.

Optional complete IP54 if the fixture is supplied with black wire.

Luminaire luminous flux: 1469lm

Luminaire connected power: 11,9 W

Luminaire efficiency: 123 lm/W

Light source luminous flux: 2040lm

Light source power: 10,66 W

Constant Current: 350 mA

CRI: >80

Colour Temperature: 3000K

Chromaticity Tolerance: MacAdam 3

Beam Angle: 80°

LOR: 72%

LED reliability at nominal Ta = 25°C: 60.000h L90B10

UGR: C0° = 20,8 | C90° = 20,8 under the below indicated parameters

Room dimensions X=4H/8H

Reflectance 20% | 50% | 70%

Luminaire spacing = 0.25m

Photobiological safety group: 1

Cd/Klm: 614

This product contains a light source of energy efficiency class C

Electronic Equipment

S: On/Off (AC/DC, NOT looping through capable)

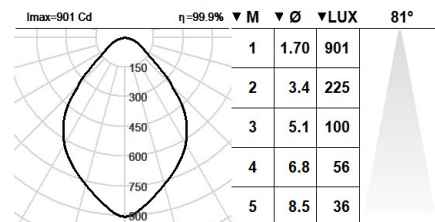
D: DALI-2/switchDIM/corridorFUNCTION

B: Bluetooth-Casambi

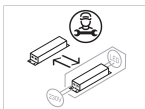
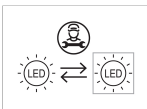
*Add the suffix **-S**, **-D**, **-B** after the reference to indicate your electronic equipment choice.

Finishes

1: RAL9010: Pure White, **2:** RAL9005: Jet Black, **4:** RAL7016: Anthracite Grey, **7:** RAL9006: White Aluminium



Upgradeable, Replaceable, Repairable



Note

LED technology and performance data are constantly changing. Current details should therefore be checked with ROVASI in order to ensure that it is still the most up to date reference. Updated data will be supplied on request. [Last revised on 13.01.2026]

5 years guarantee



BSI Cert ISO 9001:2015 - n°FM 39346

BSI Cert ISO 14001:2015 - n°EMS 554685

ROVASI S.L.

Ronda de la Font Grossa, 15
Pol. Ind. La Gavarra
08540 Centelles | Barcelona
Spain

Contact

T. +34 93 881 35 12 info@rovasi.com
T. +34 93 881 37 13 **www.rovasi.com**