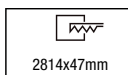


139KTA.1-I1568



Wall or ceiling mounted recessed linear fixtures with symmetrical light distribution to achieve an effective accent, task or general lighting.

Linear fixture in 2826mm length and in a width of 58mm.

Powder painted extruded aluminium profile available in assorted finishes, customized RAL under request.

PMMA optics for controlling and directing the light.

Highly efficient linear printed circuit board.

Accessories available to create customized linear systems.

Built-in driver included

The driver contained in this luminaire complies with European Directive 2009/125/EC establishing flicker limits: $PstLM \leq 1$ and $SVM \leq 0,4$.

Luminaire designed according to ecodesign principles, with replaceable light source and driver, to enable upgrades, ease maintenance and extend the product lifecycle.

Electronic options for lighting control: DALI-2 (two DALI addresses) .

3 hours battery available as option.

Passive temperature management.

Ceiling-mounted using steel support with screws.

Pre-wiring of 35cm cable 3x1mm2.

Other options available:

Frameless recessed.

Surface mounted.

Pendant.

Wall-mounted.

Projector.

It is possible to combine different lengths and junction modules in different ways to create customized design.

Luminaire luminous flux: 5692lm

Luminaire connected power: 35,42 W

Luminaire efficiency: 161 lm/W

Light source luminous flux: 6120lm

Light source power: 32 W

Constant Current: 150 mA

CRI: >80

Colour Temperature: 2700K

Chromaticity Tolerance: MacAdam 3

Beam Angle: 41°

LOR: 93%

LED reliability at nominal Ta = 25°C: 100.000h L80B10

UGR: $CO^\circ = 19,3$ | $C90^\circ = 25,1$ under the below indicated parameters

Room dimensions X=4H/8H

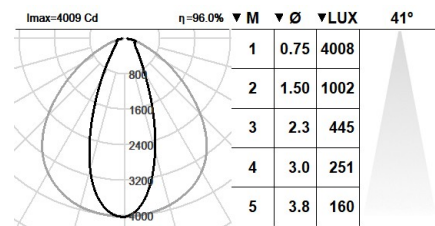
Reflectance 20% | 50% | 70%

Luminaire spacing = 0.25m

Photobiological safety group: 0

Cd/Klm: 704

This product contains a light source of energy efficiency class C



Electronic Equipment

S: On/Off (AC/DC, NOT looping through capable)

SE: On/Off (AC/DC) + Battery 3h

D: DALI-2/switchDIM/corridorFUNCTION

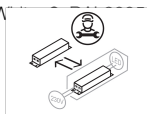
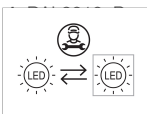
DE: DALI-2/switchDIM+ 3 hours battery

DDE: DALI-2/switchDIM+ 3 hours battery (DALI)

B: Bluetooth-Casambi

*Add the suffix **-S**, **-SE**, **-D**, **-DE**, **-DDE**, **-B** after the reference to indicate your electronic equipment choice.

Replaceable, Replaceable, Repairable



Jet Black, **4:** RAL7016: Anthracite Grey, **7:** RAL9006: White Aluminium

Note

LED technology and performance data are constantly changing. Current details should therefore be checked with ROVASI in order to ensure that it is still the most up to date reference. Updated data will be supplied on request. [Last revised on 16.12.2025]

5 years guarantee



BSI Cert ISO 9001:2015 - n°FM 39346

BSI Cert ISO 14001:2015 - n°EMS 554685

ROVASI S.L.

Ronda de la Font Grossa, 15
Pol. Ind. La Gavarra
08540 Centelles | Barcelona
Spain

Contact

T. +34 93 881 35 12 info@rovasi.com
T. +34 93 881 37 13 www.rovasi.com