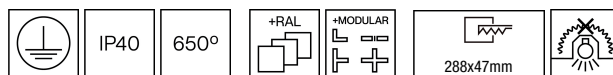




230KTA.1-I1436



Wall or ceiling mounted recessed linear fixtures with symmetrical light distribution to achieve an effective accent, task or general lighting.

Frameless linear fixture in 287mm length and in a width of 44mm.

Powder painted extruded aluminium profile available in assorted finishes, customized RAL under request. PMMA optics for controlling and directing the light.

Highly efficient linear printed circuit board.

Accessories available to create customized linear systems.

Built-in driver, included.

Electronic options for lighting control: DALI-2 or Bluetooth.

The driver contained in this luminaire complies with European Directive 2009/125/EC establishing flicker limits: $PstLM \leq 1$ and $SVM \leq 0,4$.

Luminaire designed according to ecodesign principles, with replaceable light source and driver, to enable upgrades, ease maintenance and extend the product lifecycle.

Passive temperature management.

Ceiling-mounted using steel support with screws.

Pre-wiring of 35cm cable 3x1mm².

Other options available:

Frameless recessed.

Surface mounted.

Pendant.

Wall-mounted.

Projector.

It is possible to combine different lengths and junction modules in different ways to create customized design.

Luminaire luminous flux: 930lm

Luminaire connected power: 7,9 W

Luminaire efficiency: 118 lm/W

Light source luminous flux: 1000lm

Light source power: 5,41 W

Constant Current: 250 mA

CRI: >80

Colour Temperature: 3000K

Chromaticity Tolerance: MacAdam 3

Beam Angle: 41°

LOR: 93%

LED reliability at nominal Ta = 25°C: 100.000h L80B10

UGR: $CO^\circ = 21$ | $C90^\circ = 26,6$ under the below indicated parameters

Room dimensions X=4H/8H

Reflectance 20% | 50% | 70%

Luminaire spacing = 0.25m

Photobiological safety group: 0

Cd/Klm: 704

This product contains a light source of energy efficiency class C

Electronic Equipment

S: On/Off

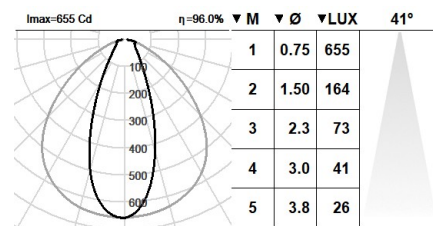
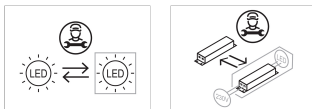
D: DALI-2/switchDIM/corridorFUNCTION

*Add the suffix **-S**, **-D** after the reference to indicate your electronic equipment choice.

Finishes

1: RAL9010: Pure White, **2:** RAL9005: Jet Black, **4:** RAL7016: Anthracite Grey, **7:** RAL9006: White Aluminium

Upgradeable, Replaceable, Repairable



Note

LED technology and performance data are constantly changing. Current details should therefore be checked with ROVASI in order to ensure that it is still the most up to date reference. Updated data will be supplied on request. [Last revised on 02.01.2026]

5 years guarantee



BSI Cert ISO 9001:2015 - n°FM 39346

BSI Cert ISO 14001:2015 - n°EMS 554685

ROVASI S.L.

Ronda de la Font Grossa, 15
Pol. Ind. La Gavarra
08540 Centelles | Barcelona
Spain

Contact

T. +34 93 881 35 12
T. +34 93 881 37 13

info@rovasi.com

www.rovasi.com