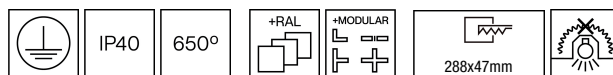




## 230KTA.1-I1443



Wall or ceiling mounted recessed linear fixtures with symmetrical light distribution to achieve an effective accent, task or general lighting.

Frameless linear fixture in 287mm length and in a width of 44mm.

Powder painted extruded aluminium profile available in assorted finishes, customized RAL under request. PMMA optics for controlling and directing the light.

Highly efficient linear printed circuit board.

Accessories available to create customized linear systems.

Built-in driver, included.

Electronic options for lighting control: DALI-2 or Bluetooth.

The driver contained in this luminaire complies with European Directive 2009/125/EC establishing flicker limits:  $PstLM \leq 1$  and  $SVM \leq 0.4$ .

Passive temperature management.

Ceiling-mounted using steel support with screws.

Pre-wiring of 35cm cable 3x1mm<sup>2</sup>.

Other options available:

Frameless recessed.

Surface mounted.

Pendant.

Wall-mounted.

Projector.

It is possible to combine different lengths and junction modules in different ways to create customized design.

**Luminaire luminous flux:** 1283lm

**Luminaire connected power:** 10,2 W

**Luminaire efficiency:** 126 lm/W

**Light source luminous flux:** 1380lm

**Light source power:** 7,7 W

**Constant Current:** 350 mA

**CRI:** >80

**Colour Temperature:** 3000K

**Chromaticity Tolerance:** MacAdam 3

**Beam Angle:** 41°

**LOR:** 93%

**LED reliability at nominal Ta = 25°C:** 100.000h L80B10

**UGR:**  $CO^\circ = 22,1$  |  $C90^\circ = 27,7$  under the below indicated parameters

Room dimensions X=4H/8H

Reflectance 20% | 50% | 70%

Luminaire spacing = 0.25m

**Photobiological safety group:** 1

**Cd/Klm:** 704

**This product contains a light source of energy efficiency class C**

#### Electronic Equipment

**S:** On/Off

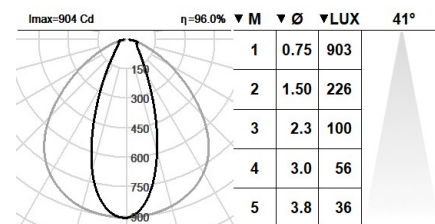
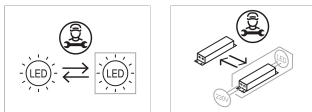
**D:** DALI-2/switchDIM/corridorFUNCTION

\*Add the suffix **-S**, **-D** after the reference to indicate your electronic equipment choice.

#### Finishes

**1:** RAL9010: Pure White, **2:** RAL9005: Jet Black, **4:** RAL7016: Anthracite Grey, **7:** RAL9006: White Aluminium

#### Upgradeable, Replaceable, Repairable



Note

LED technology and performance data are constantly changing. Current details should therefore be checked with ROVASI in order to ensure that it is still the most up to date reference. Updated data will be supplied on request. [Last revised on 22.11.2025]

**5 years guarantee**



BSI Cert ISO 9001:2015 - n°FM 39346

BSI Cert ISO 14001:2015 - n°EMS 554685

#### ROVASI S.L.

Ronda de la Font Grossa, 15  
Pol. Ind. La Gavarra  
08540 Centelles | Barcelona  
Spain

#### Contact

T. +34 93 881 35 12 info@rovasi.com  
T. +34 93 881 37 13 [www.rovasi.com](http://www.rovasi.com)