



## 535KTA.1-I1517



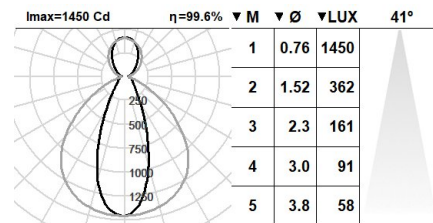
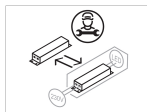
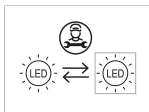
IP20

650°



4.38Kg

Pendant linear fixtures with symmetrical light distribution to achieve an effective accent, task or general lighting. Double light emission: up and down.  
 Linear fixture in 1128mm length and in a width of 44mm.  
 Powder painted extruded aluminium profile available in assorted finishes, customized RAL under request.  
 PMMA optics for controlling and directing the light.  
 Highly efficient linear printed circuit board.  
 Accessories available to create customized linear systems.  
 Built-in driver included  
 The driver contained in this luminaire complies with European Directive 2009/125/EC establishing flicker limits: PstLM  $\leq$  1 and SVM  $\leq$  0.4.  
 Electronic options for lighting control: DALI-2 .  
 Passive temperature management.  
 Ceiling-mounted with adjustable steel wire suspension ( 1m ) and transparent electrical wire. Different suspension length on request.  
 Other options available:  
 Frameless.  
 Frameless recessed.  
 Surface-mounted  
 Wall-mounted.  
 It is possible to combine different lengths and junction modules in different ways to create customized design.

**Luminaire luminous flux:** 2965lm**Luminaire connected power:** 14,16+13 W**Light source luminous flux:** 2090lm+1260lm**Light source power:** 12,8+10,4 W**Constant Current:** 150 mA**CRI:** >90 R9 57**Colour Temperature:** 3000K**Chromaticity Tolerance:** MacAdam 3**Beam Angle:** 43°**LOR:** 93%**LED reliability at nominal Ta = 25°C:** 100.000h L80B10**Photobiological safety group:** 0**Cd/Klm:** 704**This product contains a light source of energy efficiency class D****Electronic Equipment****S:** On/Off (AC/DC)**SE:** On/Off (AC/DC) + Battery 3h**D:** DALI-2/switchDIM/corridorFUNCTION**DE:** DALI-2/switchDIM+ 3 hours battery**DDE:** DALI-2/switchDIM+ 3 hours battery (DALI)**B:** Bluetooth-Casambi\*Add the suffix **-S, -SE, -D, -DE, -DDE, -B** after the reference to indicate your electronic equipment choice.**Finishes****1:** RAL9010: Pure White, **2:** RAL9005: Jet Black, **4:** RAL7016: Anthracite Grey, **7:** RAL9006: White Aluminium**Upgradeable, Replaceable, Repairable****Note**

LED technology and performance data are constantly changing. Current details should therefore be checked with ROVASI in order to ensure that it is still the most up to date reference. Updated data will be supplied on request. [Last revised on 07.07.2025]

**5 years guarantee**

BSI Cert ISO 9001:2015 - n°FM 39346

BSI Cert ISO 14001:2015 - n°EMS 554685

**ROVASI S.L.**

Ronda de la Font Grossa, 15  
 Pol. Ind. La Gavarra  
 08540 Centelles | Barcelona  
 Spain

**Contact**

T. +34 93 881 35 12 info@rovasi.com  
 T. +34 93 881 37 13 www.rovasi.com