

421CPL.01.00-R2079



Pendant downlights with symmetrical light distribution to achieve an effective task or ambient lighting. Lampshade in diameter 550mm.

Silicone optic to control and direct the light.

Lampshade and aluminium body liquid painted with textured finish.

Select from a vast range of colours and finishes to perfectly customize your fittings. Whether you prefer a single colour or want to create a unique combination, we offer flexible options. You can choose a RAL colour for the exterior of your lampshade and pair it with various finishes for the interior.

Removable lampshade that can be easily replaced with another design or finish.

Built-in driver, included.

Electronic options for lighting control: DALI-2.

The driver contained in this luminaire complies with European Directive 2009/125/EC establishing flicker limits: PstLM ≤ 1 and SVM ≤ 0,4.

Luminaire designed according to ecodesign principles, with replaceable light source and driver, to enable upgrades, ease maintenance and extend the product lifecycle.

Passive temperature management: heat dissipation flows through aluminium heat sink.

Delivered with 1 meter steel cord suspension as standard and black electronic wire. Mounted to the ceiling with a recessed base with two fixing points..

Luminaire luminous flux: 2460lm

Luminaire connected power: 24,2 W

Luminaire efficiency: 102 lm/W

Light source luminous flux: 4100lm

Light source power: 21,8 W

Constant Current: 700 mA

CRI: >80

Colour Temperature: 3000K

Chromaticity Tolerance: MacAdam 3

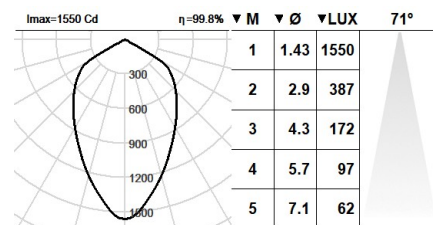
Beam Angle: 71°

LOR: 60%

LED reliability at nominal Ta = 25°C: 60.000h L90B10

Photobiological safety group: 1

This product contains a light source of energy efficiency class C



Electronic Equipment

S: On/Off (AC/DC, NOT looping through capable)

D: DALI-2/switchDIM/corridorFUNCTION

B: Bluetooth-Casambi

*Add the suffix **-S**, **-D**, **-B** after the reference to indicate your electronic equipment choice.

Upgradeable, Replaceable, Repairable



Note

LED technology and performance data are constantly changing. Current details should therefore be checked with ROVASI in order to ensure that it is still the most up to date reference. Updated data will be supplied on request. [Last revised on 28.12.2025]

5 years guarantee



BSI Cert ISO 9001:2015 - n°FM 39346

BSI Cert ISO 14001:2015 - n°EMS 554685

ROVASI S.L.

Ronda de la Font Grossa, 15
Pol. Ind. La Gavarra
08540 Centelles | Barcelona
Spain

Contact

T. +34 93 881 35 12 info@rovasi.com
T. +34 93 881 37 13 www.rovasi.com

Colour options

Lampshade and aluminium body liquid painted with textured finish.
Select from a vast range of colours to perfectly customize your fittings.

One single colour



1: RAL9010
Pure White textured



2: RAL9005
Jet Black textured



13: RAL 1023
Traffic Yellow textured



14: RAL 1037
Sun Yellow textured



15: RAL 2012
Salmon Orange textured



16: RAL 3000
Flame red textured



17: RAL 5024
Pastel Blue textured



18: RAL 5003
Sapphire Blue textured



19: RAL 6018
Yellow Green textured



20: RAL 6000
Patina Green textured



21: RAL 8001:
Ochre Brown textured



22: RAL8016
Mahogany Brown textured

Two colours combined / outer and inner

Select from a vast range of colours to perfectly customize your fittings. You can choose a RAL colour for the exterior of your lampshade and pair it with various finishes for the interior.

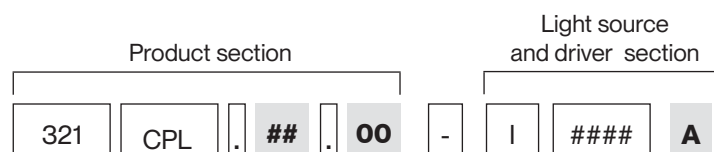
Inner finishes.



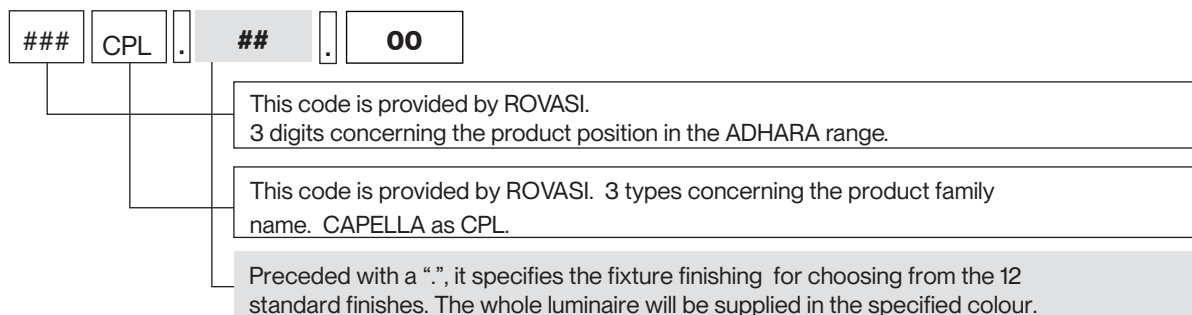
Some inspirations.



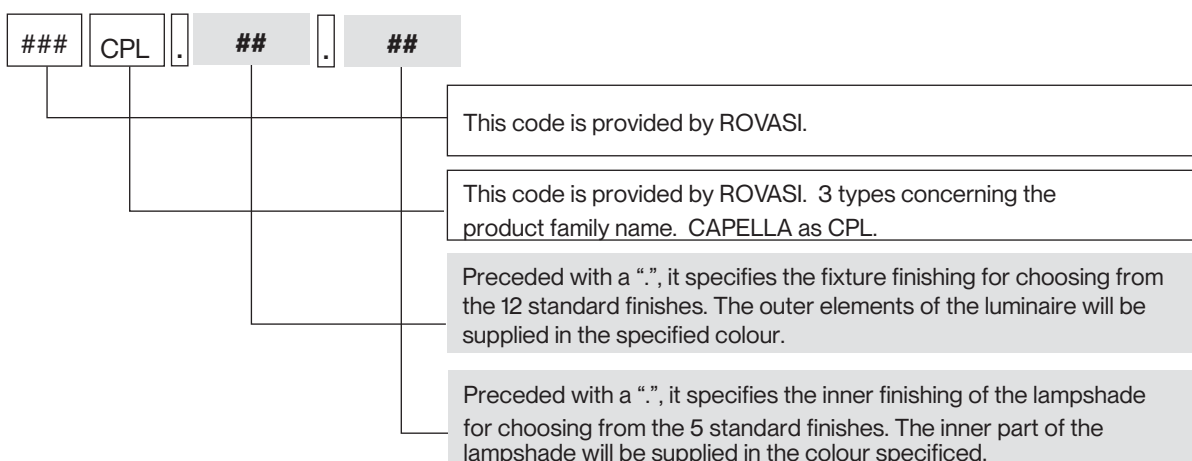
Structure of a standard reference:



Product Section | Luminaire with one single colour



Product Section | Luminaire with two colours combined: outer and inner



Light source and driver section

