


# BAFFLE EVOLUTION

Small recessed downlights



## 101BFV.1-R2304



Recessed ceiling-mounted small downlight with symmetrical light distribution to achieve an effective accent lighting.

Circular design in diameter 66mm, interior aperture in diameter 45mm.

Internal cylindrical aluminium black baffle for minimal glare.

Deep regressed light source to ensure visual comfort.

Powder painted trim available in assorted finishes, customized RAL under request.

Accessory available to increase the protection rating to IP44 from underneath [reference M2.A0066].

Honeycomb anti-dazzle screen accessory to increase visual comfort [reference M6.A0050].

Remote driver included.

Electronic options for lighting control: DALI-2 or Bluetooth.

The driver contained in this luminaire complies with European Directive 2009/125/EC establishing flicker limits: PstLM  $\leq 1$  and SVM  $\leq 0,4$ .

Luminaire designed according to ecodesign principles, with replaceable light source and driver, to enable upgrades, ease maintenance and extend the product lifecycle.

Passive temperature management: heat dissipation flows through an aluminium heat sink diffuser.

Ceiling-mounted by spring clamps for easy installation, ceiling thickness up to 25mm.

**Luminaire luminous flux:** 439lm

**Luminaire connected power:** 5,35 W

**Luminaire efficiency:** 82 lm/W

**Light source luminous flux:** 645lm

**Light source power:** 4,8 W

**Constant Current:** 150 mA

**CRI:** >90 R9 54

**Colour Temperature:** 3000K

**Chromaticity Tolerance:** MacAdam 3

**Beam Angle:** 21°

**LOR:** 68%

**LED reliability at nominal Ta = 25°C:** 54.000h L90B10

**UGR:** C0° = 11,6 | C90° = 11,6 under the below indicated parameters

Room dimensions X=4H/8H

Reflectance 20% | 50% | 70%

Luminaire spacing = 0.25m

**Photobiological safety group:** 0

**This product contains a light source of energy efficiency class F**

### Electronic Equipment

**K:** On/Off (basic)

**S:** On/Off (AC/DC, NOT looping through capable)

**SE:** On/Off (AC/DC) + Battery 3h

**D:** DALI-2/switchDIM/corridorFUNCTION

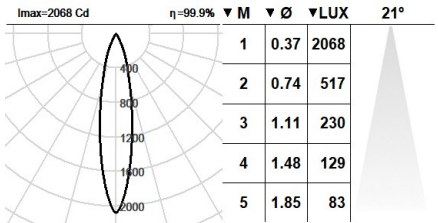
**DE:** DALI-2/switchDIM + 3h battery

**B:** Bluetooth-Casambi

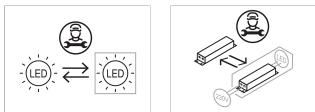
\*Add the suffix **-K, -S, -SE, -D, -DE, -B** after the reference to indicate your electronic equipment choice.

### Finishes

**1:** RAL9010: Pure White, **2:** RAL9005: Jet Black, **4:** RAL7016: Anthracite Grey, **7:** RAL9006: White Aluminium



### Upgradeable, Replaceable, Repairable



Note

LED technology and performance data are constantly changing. Current details should therefore be checked with ROVASI in order to ensure that it is still the most up to date reference. Updated data will be supplied on request. [Last revised on 29.11.2025]

**5 years guarantee**



BSI Cert ISO 9001:2015 - n°FM 39346

BSI Cert ISO 14001:2015 - n°EMS 554685

### ROVASI S.L.

Ronda de la Font Grossa, 15  
Pol. Ind. La Gavarra  
08540 Centelles | Barcelona  
Spain

### Contact

T. +34 93 881 35 12 info@rovasi.com  
T. +34 93 881 37 13 **www.rovasi.com**