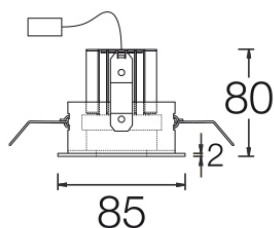
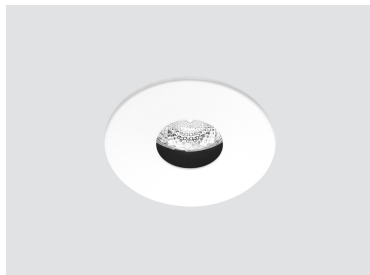
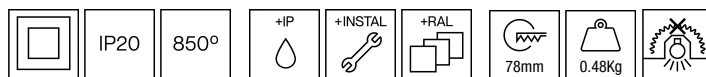


PINHOLE

Small recessed downlights



107PNH.1-R2312



Small recessed ceiling-mounted downlight with symmetrical light distribution to achieve an effective accent lighting.

Circular design in diameter 85mm, circular interior aperture in diameter 35mm.

Internal cylindrical aluminium black baffle for minimal glare.

Deep regressed module to ensure visual comfort.

Powder painted trim available in assorted finishes, customized RAL under request.

This fixture is available in IP65 | IK07 protection from underneath, PINHOLE SEAL.

Accessory to increase the IP protection to IP54 | IK05 from underneath [reference M2.F0085].

Accessory to increase the IP protection to IP44 from underneath [reference M2.A0085].

Honeycomb anti-dazzle screen accessory to increase visual comfort [reference M6.A0050].

Remote driver included.

Electronic options for lighting control: DALI-2 or Bluetooth.

The driver contained in this luminaire complies with European Directive 2009/125/EC establishing flicker limits: $PstLM \leq 1$ and $SVM \leq 0,4$.

Luminaire designed according to ecodesign principles, with replaceable light source and driver, to enable upgrades, ease maintenance and extend the product lifecycle.

3 hours battery available as option.

Passive temperature management: heat dissipation flows through an aluminium heat sink.

Ceiling-mounted by spring clamps for easy installation, ceiling thickness up to 25mm.

Luminaire luminous flux: 570lm

Luminaire connected power: 7,25 W

Luminaire efficiency: 79 lm/W

Light source luminous flux: 770lm

Light source power: 6,5 W

Constant Current: 200 mA

CRI: >90 R9 52

Colour Temperature: 2700K

Chromaticity Tolerance: MacAdam 3

Beam Angle: 25°

LOR: 74%

LED reliability at nominal Ta = 25°C: 54.000h L90B10

UGR: $C0^\circ = 14$ | $C90^\circ = 14$ under the below indicated parameters

Room dimensions X=4H/8H

Reflectance 20% | 50% | 70%

Luminaire spacing = 0.25m

Photobiological safety group: 0

This product contains a light source of energy efficiency class F

Electronic Equipment

K: On/Off (basic)

S: On/Off (AC/DC, NOT looping through capable)

SE: On/Off (AC/DC) + Battery 3h

D: DALI-2/switchDIM/corridorFUNCTION

DE: DALI-2/switchDIM + 3h battery

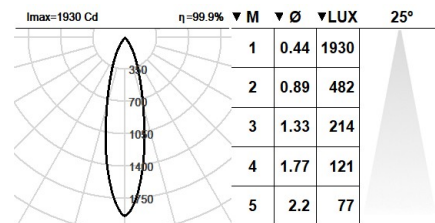
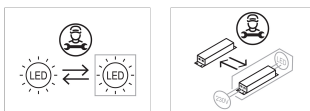
B: Bluetooth-Casambi

*Add the suffix **-K**, **-S**, **-SE**, **-D**, **-DE**, **-B** after the reference to indicate your electronic equipment choice.

Finishes

1: RAL9010: Pure White, **2:** RAL9005: Jet Black, **4:** RAL7016: Anthracite Grey, **7:** RAL9006: White Aluminium

Upgradeable, Replaceable, Repairable



Note

LED technology and performance data are constantly changing. Current details should therefore be checked with ROVASI in order to ensure that it is still the most up to date reference. Updated data will be supplied on request. [Last revised on 27.11.2025]

5 years guarantee



BSI Cert ISO 9001:2015 - n°FM 39346

BSI Cert ISO 14001:2015 - n°EMS 554685

ROVASI S.L.

Ronda de la Font Grossa, 15
Pol. Ind. La Gavarra
08540 Centelles | Barcelona
Spain

Contact

T. +34 93 881 35 12 info@rovasi.com
T. +34 93 881 37 13 **www.rovasi.com**