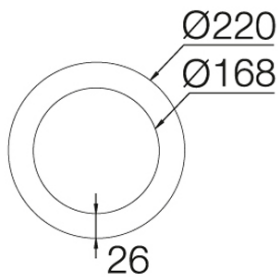
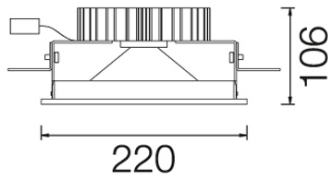

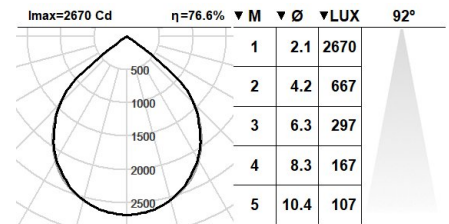


## 117SHW.1-R896



Recessed ceiling-mounted downlight with symmetrical light distribution to achieve an effective task or ambient lighting.  
Circular design in diameter 220mm.  
Its main feature is its low height: 106mm.  
Sandblasted metalized aluminium reflector.  
Powder painted die-cast aluminium trim available in assorted finishes, customized RAL under request.  
Drop glass disk accessory available in assorted colours [reference M1.A0220].  
Drop metal disk accessory available in assorted colours [reference M1.B0220].  
Decorative LED ring accessory available in assorted colours [reference F1.B0220].  
Glass accessory available to increase the protection rating to IP54 | IK05 from underneath [reference M2.B0220].  
316L stainless steel trim accessory with flush glass and silicone rubber gasket to increase the protection rating to IP65 | IK07 from underneath [reference M2.C0220].  
Remote driver supplied.  
Electronic options for lighting control: DALI-2.  
The driver contained in this luminaire complies with European Directive 2009/125/EC establishing flicker limits: PstLM ≤ 1 and SVM ≤ 0.4.  
3 hours battery available as option (class I).  
Passive temperature management: heat dissipation flows through aluminium heat sink.  
Ceiling-mounted using galvanised steel support with screws.

**Luminaire luminous flux:** 4743lm  
**Luminaire connected power:** 53.18 W  
**Luminaire efficiency:** 89 lm/W  
**Light source luminous flux:** 6160lm  
**Light source power:** 48 W  
**Constant Current:** 1400 mA  
**CRI:** >90  
**Colour Temperature:** 2700K  
**Chromaticity Tolerance:** MacAdam 3  
**Beam Angle:** 92°  
**LOR:** 77%  
**Average Service Life:** 50000h  
**LED reliability:** 50000h L90B10  
**UGR:** <19 under the below indicated parameters  
Room dimensions X=4H/8H  
Reflectance 20% | 50% | 70%  
Luminaire spacing = 0.55m  
**Photobiological safety group:** 1  
**Cd/Klm:** 433  
**Imax:** 2667 Cd  
**This product contains a light source of energy efficiency class E**



### Electronic Equipment

**K:** On/Off (basic)  
**S:** On/Off (AC/DC + looping through)  
**SE:** On/Off (AC/DC+looping) + 3h battery  
**D:** DALI-2/switchDIM/corridorFUNCTION  
**DE:** DALI-2/switchDIM/corridorFUNCTION + Battery 3h  
**B:** Bluetooth-Casambi

\*Add the suffix **-K, -S, -SE, -D, -DE, -B** after the reference to indicate your electronic equipment choice.

### Finishes

**1:** RAL9010: Pure White, **2:** RAL9005: Jet Black, **4:** RAL7016: Anthracite Grey, **7:** RAL9006: White Aluminium

### Upgradeable, Replaceable, Repairable



### Note

LED technology and performance data are constantly changing. Current details should therefore be checked with ROVASI in order to ensure that it is still the most up to date reference. Updated data will be supplied on request. [Last revised on 09.05.2025]

### 5 years guarantee



BSI Cert ISO 9001:2015 - n°FM 39346  
BSI Cert ISO 14001:2015 - n°EMS 554685

### ROVASI S.L.

Ronda de la Font Grossa, 15  
Pol. Ind. La Gavarra  
08540 Centelles | Barcelona  
Spain

### Contact

T. +34 93 881 35 12 info@rovasi.com  
T. +34 93 881 37 13 [www.rovasi.com](http://www.rovasi.com)