

## 101HEX.1-I868



IP20

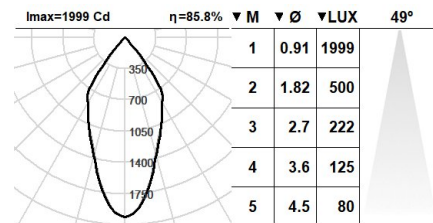
850°



4.3Kg

Pendant downlight with symmetrical light distribution to achieve an effective task or ambient lighting.

**Luminaire luminous flux:** 1561lm  
**Luminaire connected power:** 12.61 W  
**Luminaire efficiency:** 124 lm/W  
**Light source luminous flux:** 1815lm  
**Light source power:** 11 W  
**Constant Current:** 350 mA  
**CRI:** >90  
**Colour Temperature:** 4000K  
**Chromaticity Tolerance:** MacAdam 3  
**Beam Angle:** 49°  
**LOR:** 86%  
**Average Service Life:** 50000h  
**LED reliability:** 50000h L90B10  
**UGR:** <16  
**Photobiological safety group:** 1  
**Cd/Klm:** 1101  
**Imax:** 1998 Cd  
**This product contains a light source of energy efficiency class E**



### Electronic Equipment

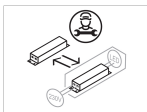
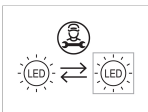
**S:** On/Off (AC/DC)  
**D:** DALI-2/switchDIM/corridorFUNCTION  
**B:** Bluetooth-Casambi

\*Add the suffix **-S**, **-D**, **-B** after the reference to indicate your electronic equipment choice.

### Finishes

**1:** RAL9010: Pure White, **2:** RAL9005: Jet Black, **4:** RAL7016: Anthracite Grey, **7:** RAL9006: White Aluminium

### Upgradeable, Replaceable, Repairable



### Note

LED technology and performance data are constantly changing. Current details should therefore be checked with ROVASI in order to ensure that it is still the most up to date reference. Updated data will be supplied on request. [Last revised on 30.04.2025]

### 5 years guarantee



BSI Cert ISO 9001:2015 - n°FM 39346  
 BSI Cert ISO 14001:2015 - n°EMS 554685

### ROVASI S.L.

Ronda de la Font Grossa, 15  
 Pol. Ind. La Gavarra  
 08540 Centelles | Barcelona  
 Spain

### Contact

T. +34 93 881 35 12 info@rovasi.com  
 T. +34 93 881 37 13 [www.rovasi.com](http://www.rovasi.com)