

101HEX.1-I885



IP20

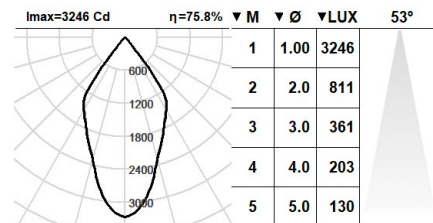
850°



4.3Kg

Pendant downlight with symmetrical light distribution to achieve an effective task or ambient lighting.

Luminaire luminous flux: 2614lm
Luminaire connected power: 25.33 W
Luminaire efficiency: 103 lm/W
Light source luminous flux: 3440lm
Light source power: 23 W
Constant Current: 700 mA
CRI: >90
Colour Temperature: 3000K
Chromaticity Tolerance: MacAdam 3
Beam Angle: 53°
LOR: 76%
Average Service Life: 50000h
LED reliability: 50000h L90B10
UGR: <16
Photobiological safety group: 1
Cd/Klm: 944
Imax: 3247 Cd
This product contains a light source of energy efficiency class E



Electronic Equipment

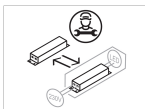
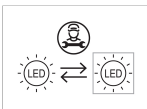
S: On/Off (AC/DC)
D: DALI-2/switchDIM/corridorFUNCTION
B: Bluetooth-Casambi

*Add the suffix **-S**, **-D**, **-B** after the reference to indicate your electronic equipment choice.

Finishes

1: RAL9010: Pure White, **2:** RAL9005: Jet Black, **4:** RAL7016: Anthracite Grey, **7:** RAL9006: White Aluminium

Upgradeable, Replaceable, Repairable



Note

LED technology and performance data are constantly changing. Current details should therefore be checked with ROVASI in order to ensure that it is still the most up to date reference. Updated data will be supplied on request. [Last revised on 30.04.2025]

5 years guarantee



BSI Cert ISO 9001:2015 - n°FM 39346
 BSI Cert ISO 14001:2015 - n°EMS 554685

ROVASI S.L.

Ronda de la Font Grossa, 15
 Pol. Ind. La Gavarra
 08540 Centelles | Barcelona
 Spain

Contact

T. +34 93 881 35 12 info@rovasi.com
 T. +34 93 881 37 13 www.rovasi.com