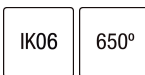
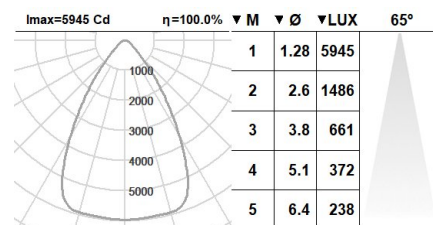


### 339GWL.1-I961



Surface mounted linear downlights with symmetrical light distribution to achieve an effective task or general lighting.  
Linear fixture in 2875mm length and in a width of 70mm.  
Powder painted extruded aluminium profile available in assorted finishes, customized RAL under request.  
Range of PMMA optics to achieve specific photometric results.  
Highly efficient linear printed circuit board.  
Accessories available to create customized linear systems.  
Built-in driver included  
The driver contained in this luminaire complies with European Directive 2009/125/EC establishing flicker limits: PstLM  $\leq 1$  and SVM  $\leq 0.4$ .  
Electronic options for lighting control: DALI-2 (two DALI addresses).  
3 hours battery available as option.  
Passive temperature management.  
Ceiling-mounted using cleats.  
It is possible to combine different lengths and junction modules in different ways to create customized systems.

**Luminaire luminous flux:** 7394lm  
**Luminaire connected power:** 54.01 W  
**Luminaire efficiency:** 137 lm/W  
**Light source luminous flux:** 7950lm  
**Light source power:** 46 W  
**Constant Current:** 150 mA  
**CRI:** 80  
**Colour Temperature:** 3000K  
**Chromaticity Tolerance:** MacAdam 3  
**Beam Angle:** 65°  
**LOR:** 93%  
**Average Service Life:** 50000h  
**LED reliability:** >54000h L80B10  
**UGR:** <19  
**Photobiological safety group:** 1  
**Cd/Klm:** 804  
**Imax:** 6392 Cd  
**This product contains a light source of energy efficiency class D**



#### Electronic Equipment

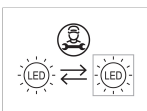
**S:** On/Off (AC/DC)  
**SE:** On/Off (AC/DC) + Battery 3h  
**D:** DALI-2/switchDIM/corridorFUNCTION  
**DE:** DALI-2/switchDIM+ 3 hours battery  
**DDE:** DALI-2/switchDIM+ 3 hours battery (DALI)  
**B:** Bluetooth-Casambi

\*Add the suffix **-S, -SE, -D, -DE, -DDE, -B** after the reference to indicate your electronic equipment choice.

#### Finishes

**1:** RAL9010: Pure White, **2:** RAL9005: Jet Black, **4:** RAL7016: Anthracite Grey, **7:** RAL9006: White Aluminium

#### Upgradeable, Replaceable, Repairable



#### Note

LED technology and performance data are constantly changing. Current details should therefore be checked with ROVASI in order to ensure that it is still the most up to date reference. Updated data will be supplied on request. [Last revised on 09.05.2025]

#### 5 years guarantee



BSI Cert ISO 9001:2015 - n°FM 39346  
BSI Cert ISO 14001:2015 - n°EMS 554685

#### ROVASI S.L.

Ronda de la Font Grossa, 15  
Pol. Ind. La Gavarra  
08540 Centelles | Barcelona  
Spain

#### Contact

T. +34 93 881 35 12 info@rovasi.com  
T. +34 93 881 37 13 [www.rovasi.com](http://www.rovasi.com)