

466GWL.1-I952



Pendant linear downlights with symmetrical light distribution to achieve an effective task or general lighting.

Linear fixture in 1441mm length and in a width of 70mm.

Powder painted extruded aluminium profile available in assorted finishes, customized RAL under request.

Range of PMMA optics to achieve specific photometric results.

Highly efficient linear printed circuit board.

Accessories available to create customized linear systems.

Built-in driver, included.

Electronic options for lighting control: DALI-2.

The driver contained in this luminaire complies with European Directive 2009/125/EC establishing flicker limits: PstLM ≤ 1 and SVM ≤ 0.4.

3 hours battery available as option.

Passive temperature management.

Ceiling-mounted with adjustable steel wire suspension (1 m) and transparent electrical wire. Different suspension length on request.

It is possible to combine different lengths and junction modules in different ways to create customized systems.

Luminaire luminous flux: 3896lm

Luminaire connected power: 27.05 W

Luminaire efficiency: 144 lm/W

Light source luminous flux: 3975lm

Light source power: 23 W

Constant Current: 150 mA

CRI: 80

Colour Temperature: 3000K

Chromaticity Tolerance: MacAdam 3

Beam Angle: 112°

LOR: 98%

Average Service Life: 50000h

LED reliability: >54000h L80B10

UGR: <19 under the below indicated parameters

Room dimensions X=4H/8H

Reflectance 20% | 50% | 70%

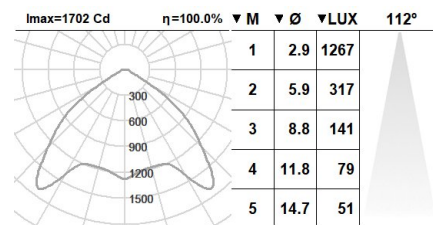
Luminaire spacing = 0.35m

Photobiological safety group: 1

Cd/Klm: 436

Imax: 1733 Cd

This product contains a light source of energy efficiency class D



Electronic Equipment

S: On/Off (AC/DC)

SE: On/Off (AC/DC) + Battery 3h

D: DALI-2/switchDIM/corridorFUNCTION

DE: DALI-2/switchDIM+ 3 hours battery

DDE: DALI-2/switchDIM+ 3 hours battery (DALI)

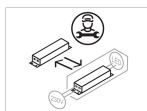
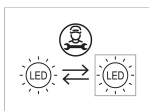
B: Bluetooth-Casambi

*Add the suffix **-S**, **-SE**, **-D**, **-DE**, **-DDE**, **-B** after the reference to indicate your electronic equipment choice.

Finishes

1: RAL9010: Pure White, **2:** RAL9005: Jet Black, **4:** RAL7016: Anthracite Grey, **7:** RAL9006: White Aluminium

Upgradeable, Replaceable, Repairable



Note

LED technology and performance data are constantly changing. Current details should therefore be checked with ROVASI in order to ensure that it is still the most up to date reference. Updated data will be supplied on request. [Last revised on 09.05.2025]

5 years guarantee



BSI Cert ISO 9001:2015 - n°FM 39346

BSI Cert ISO 14001:2015 - n°EMS 554685

ROVASI S.L.

Ronda de la Font Grossa, 15
Pol. Ind. La Gavarrà
08540 Centelles | Barcelona
Spain

Contact

T. +34 93 881 35 12 info@rovasi.com
T. +34 93 881 37 13 www.rovasi.com