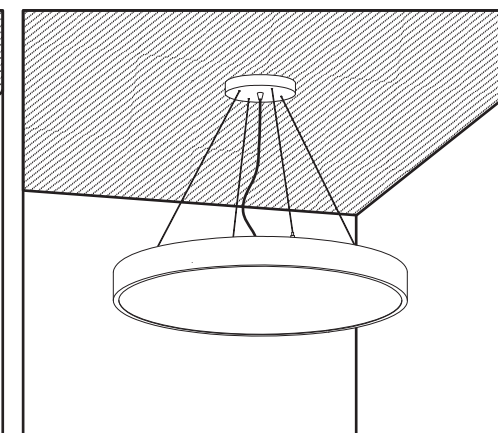
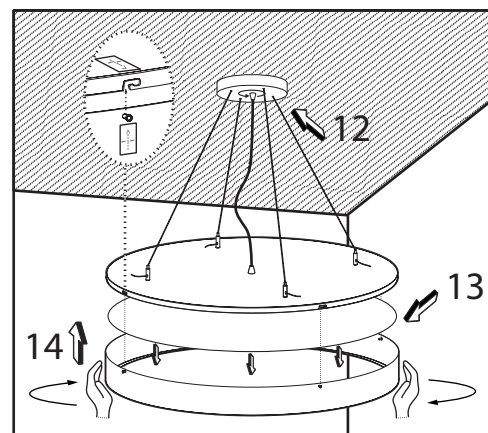
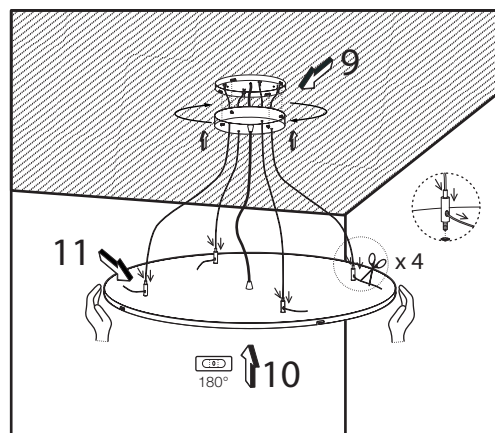
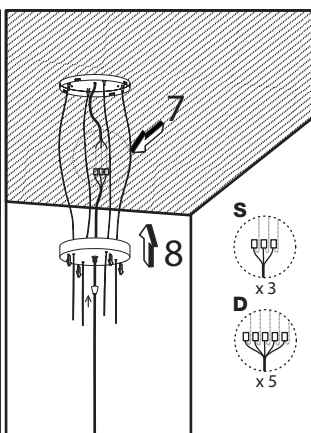
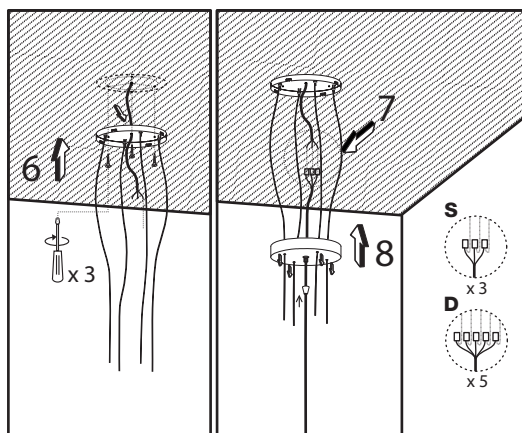


59.9W / 250mA

110PLC.1.02-I721



This product contains a light source of energy efficiency class D.

LED technology and performance data are constantly changing. Current details should therefore be checked with ROVASI in order to ensure that its still the mostup to date reference. Updated data will be supplied on request. [31.10.2023]



BSI Cert ISO 9001:2015 - n°FM 39346
BSI Cert ISO 14001:2015 - n°EMS 554685

Ronda de la Font-Grossa 15
Pol. Ind. La Gavarra
08540 Centelles | Barcelona
Spain

T. 34 93 881 35 12
T. 34 93 881 37 13

info@rovasi.com
rovasi.com

WIRING GUIDELINES

Installation instructions. Mains supply wires

- Wiring type and cross section
- Use one wire for each terminal connector only.
- Use each strain relief channel for one cable only.
- Installation may require advice from a qualified person.
- Single lights apt for inner use (no outer)

Wiring guidelines

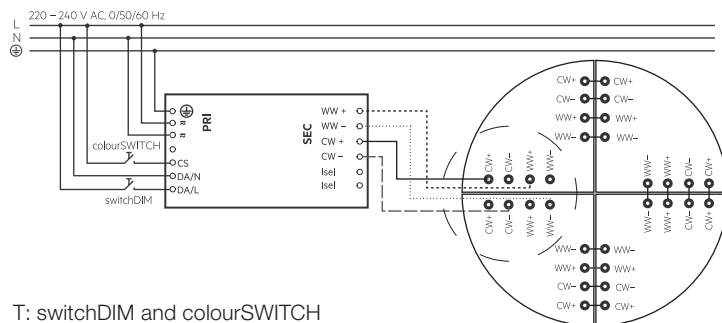
- The cables should be run separately from the mains connections and mains cables to ensure good EMC.
- The LED wiring should be kept as short as possible to ensure good EMC.
- The max. secondary cable length is 2m (4m circuit).
- Secondary switching is not permitted.
- Incorrect wiring can damage LED modules.

Loose wire through twisting and pulling or using a 1mm release tool.



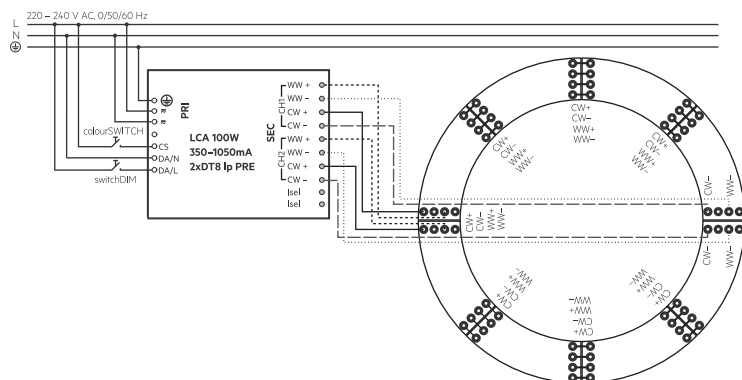
T: switchDIM and colourSWITCH

Wiring diagram for switchDIM and colourSWITCH for CLE 261 PRE2/ CLE 401 PRE2



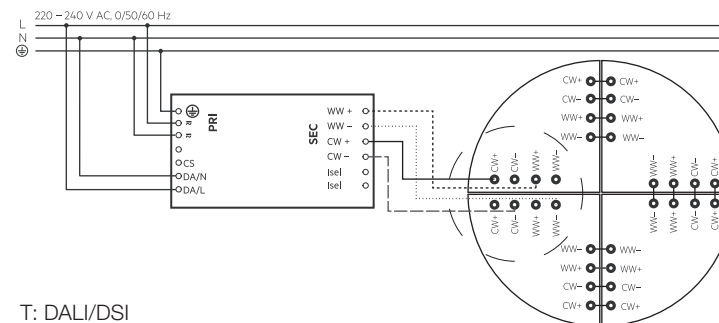
T: switchDIM and colourSWITCH

Wiring diagram for switchDIM and colourSWITCH for CLE541 PRE2



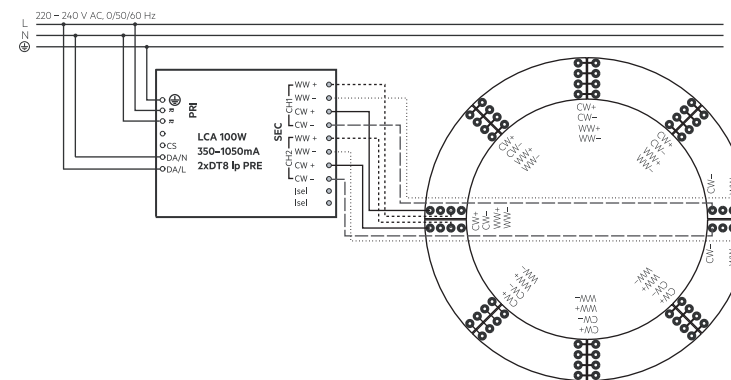
T: DALI/DSI

Wiring diagram for DALI/DSI for CLE 261 PRE2/ CLE 401 PRE2



T: DALI/DSI

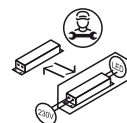
Wiring diagram for DALI/DSI for CLE 541 PRE2



UPGRADEABLE, EPLACEABLE, REPAIRABLE



The light source in this luminaire should only be undertaken by the manufacturer or his service agent or a similar qualified person.



The servicing of the driver in this luminaire should only be undertaken by the manufacturer or his service agent or a similar qualified person.

