

310MSS.01.00



Surface-mounted downlights with symmetrical light distribution to achieve an effective task or ambient lighting.

Lampshade in diameter 255mm.

Lampshade and aluminium body liquid painted with textured finish.

Select from a vast range of colours to perfectly customize your fittings. Whether you prefer a single colour or want to create a unique combination, we offer flexible options. You can choose a RAL colour for the exterior of your lampshade and pair it with various finishes for the interior. Customized RAL under request.

Removable lampshade that can be easily replaced with another design or finish.

Mounting to the ceiling plate with two securing holes. Cable entry from the top of the luminaire.

Lamp not included, recommended lamp: E27 LED.

Luminaire connected power: Max 15 W

Light source luminous flux: Retrofit

Light source power: Max 15 W

CRI: Retrofit

Colour Temperature: Retrofit

Beam Angle: .°

LED reliability at nominal Ta = 25°C: Retrofit

Photobiological safety group: 0

This product contains a light source of energy efficiency class Retrofit

Electronic Equipment

W/O electronic equipment

W/O lighting source

Upgradeable, Replaceable, Repairable



Note

LED technology and performance data are constantly changing. Current details should therefore be checked with ROVASI in order to ensure that it is still the most up to date reference. Updated data will be supplied on request. [Last revised on 06.08.2025]

5 years guarantee



BSI Cert ISO 9001:2015 - n°FM 39346

BSI Cert ISO 14001:2015 - n°EMS 554685

ROVASI S.L.

Ronda de la Font Grossa, 15
Pol. Ind. La Gavarra
08540 Centelles | Barcelona
Spain

Contact

T. +34 93 881 35 12 info@rovasi.com
T. +34 93 881 37 13 www.rovasi.com

Colour options

Lampshade and aluminium body liquid painted with textured finish.
Select from a vast range of colours to perfectly customize your fittings.

One single colour



1: RAL 9010
Pure White textured



2: RAL 9005
Jet Black textured



13: RAL 1023
Traffic Yellow textured



14: RAL 1037
Sun Yellow textured



15: RAL 2012
Salmon Orange textured



16: RAL 3000
Flame red textured



17: RAL 5024
Pastel Blue textured



18: RAL 5003
Sapphire Blue textured



19: RAL 6018
Yellow Green textured



20: RAL 6000
Patina Green textured



21: RAL 8001:
Ochre Brown textured



22: RAL 8016
Mahogany Brown textured

Two colours combined / outer and inner

Select from a vast range of colours to perfectly customize your fittings. You can choose a RAL colour for the exterior of your lampshade and pair it with various finishes for the interior.

Inner finishes.



10: RAL 9010
Pure White



20: RAL9005
Jet Black



30: Golden



40: Copper



50: Silvered

Some inspirations.



1: RAL9010
Pure White textured
30: Golden



2: RAL9005
Jet Black textured
50: Silvered



17: RAL 5024
Pastel Blue textured
50: Silvered



20: RAL 6000
Patina Green textured
50: Silvered



16: RAL 3000
Flame red textured
10: RAL9010
Pure White textured



2: RAL9005
Jet Black textured
40: Copper



16: RAL 3000
Flame red textured
30: Golden



15: RAL 2012
Salmon Orange textured
30: Golden



20: RAL 6000
Patina Green textured
40: Copper



21: RAL 8001:
Ochre Brown textured
20: RAL9005
Jet Black textured

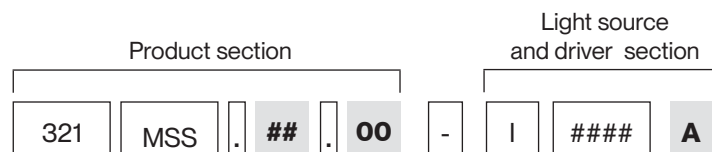


18: RAL 5003
Sapphire Blue textured
10: RAL9010
Pure White textured

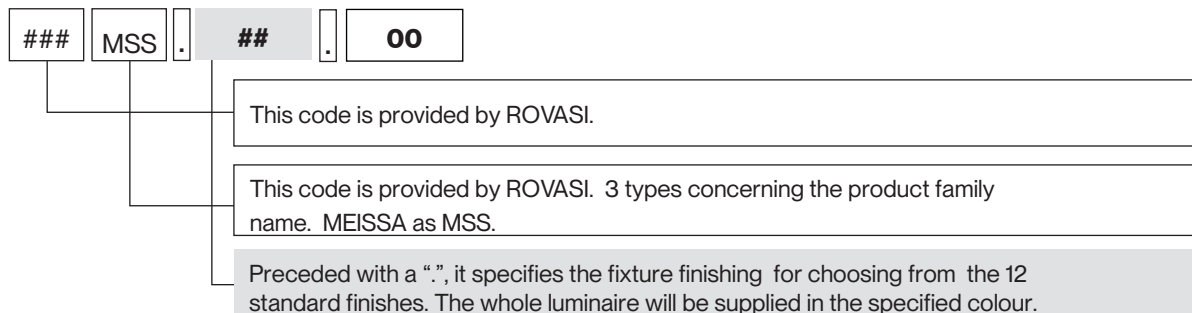


22: RAL8016
Mahogany Brown textured
30: Golden

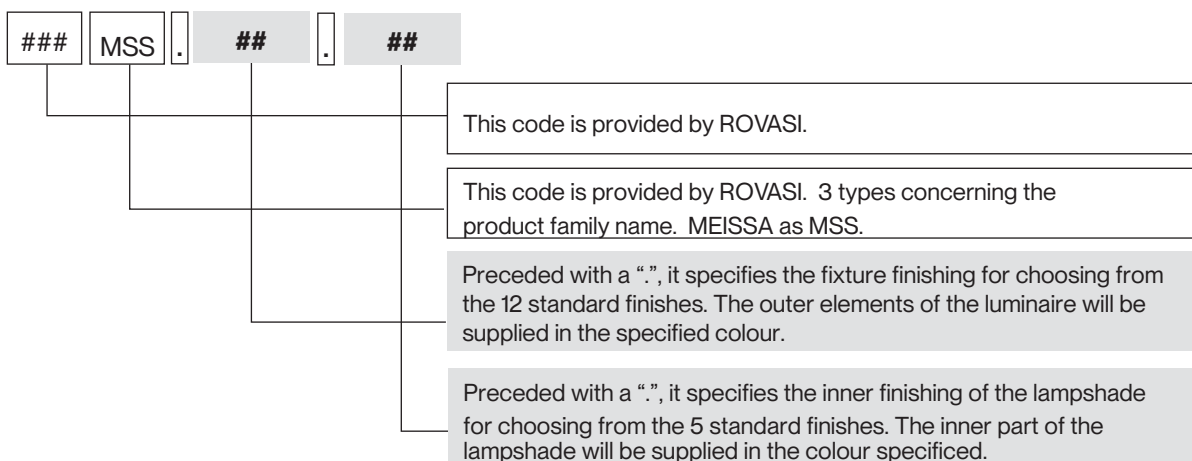
Structure of a standard reference:



Product Section | Luminaire with one single colour



Product Section | Luminaire with two colours combined: outer and inner



Light source and driver section

