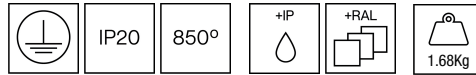


102BAS.1-I2096



Surface-mounted downlight with symmetrical light distribution to achieve an effective task, accent or ambient lighting.

Neutral cylindrical body in diameter 150mm.

Double Aluminium reflectors in assorted finishes. Top reflector: faceted metallised or sandblasted metallised depending on the beam angle outcome. Bottom reflector: sandblasted metallised.

Powder painted aluminium body available in assorted finishes, customized RAL under request.

Flush glass accessory available to increase the protection rating to IP54 | IK05 [reference M2.L0150].

Drop glass disk accessory available in assorted colours [reference M1.A0150].

Drop metal disk accessory available in assorted colours [reference M1.B0150].

Built-in driver included

The driver contained in this luminaire complies with European Directive 2009/125/EC establishing flicker limits: PstLM ≤ 1 and SVM ≤ 0,4.

Luminaire designed according to ecodesign principles, with replaceable light source and driver, to enable upgrades, ease maintenance and extend the product lifecycle.

Passive temperature management: heat dissipation flows through an aluminium heat sink and the fixture body itself.

Mounting to the ceiling plate with two securing points.

Cable entry from the top of the fixture.

BASE can be combined with the GRAVITY pendant line to get a harmonious finish.

- Luminaire luminous flux:** 2534lm
- Luminaire connected power:** 17,1 W
- Luminaire efficiency:** 148 lm/W
- Light source luminous flux:** 2785lm
- Light source power:** 15,43 W
- Constant Current:** 500 mA
- CRI:** >80
- Colour Temperature:** 2700K
- Chromaticity Tolerance:** MacAdam 3
- Beam Angle:** 24°
- LOR:** 91%

LED reliability at nominal Ta = 25°C: 100.000h L90B50 | 50.000h L90B10

UGR: C0° = 15,4 | C90° = 15,4 under the below indicated parameters

Room dimensions X=4H/8H

Reflectance 20% | 50% | 70%

Luminaire spacing = 0.25m

Photobiological safety group: 1

Cd/Klm: 3580

This product contains a light source of energy efficiency class D

Electronic Equipment

S: On/Off (AC/DC, NOT looping through capable)

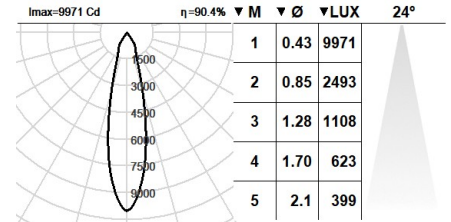
D: DALI-2/switchDIM/corridorFUNCTION

B: Bluetooth-Casambi

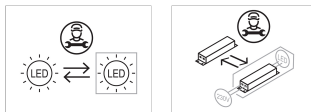
*Add the suffix **-S**, **-D**, **-B** after the reference to indicate your electronic equipment choice.

Finishes

1: RAL9010: Pure White, **2:** RAL9005: Jet Black, **4:** RAL7016: Anthracite Grey, **7:** RAL9006: White Aluminium



Upgradeable, Replaceable, Repairable



Note

LED technology and performance data are constantly changing. Current details should therefore be checked with ROVASI in order to ensure that it is still the most up to date reference. Updated data will be supplied on request. [Last revised on 14.03.2026]

5 years guarantee



BSI Cert ISO 9001:2015 - n°FM 39346

BSI Cert ISO 14001:2015 - n°EMS 554685

ROVASI S.L.

Ronda de la Font Grossa, 15
Pol. Ind. La Gavarra
08540 Centelles | Barcelona
Spain

Contact

T. +34 93 881 35 12 info@rovasi.com
T. +34 93 881 37 13 www.rovasi.com