

# CAPELLA 300

Surface-mounted downlights

**ROVASI**  
Positive Lighting



311CPL.01.00-I2169



Surface-mounted downlights with symmetrical light distribution to achieve an effective task or ambient lighting.

Lampshade in diameter 550mm.

Silicone optic to control and direct the light.

Lampshade and aluminium body liquid painted with textured finish.

Select from a vast range of colours and finishes to perfectly customize your fittings. Whether you prefer a single colour or want to create a unique combination, we offer flexible options. You can choose a RAL colour for the exterior of your lampshade and pair it with various finishes for the interior.

Removable lampshade that can be easily replaced with another design or finish.

Built-in driver, included.

Electronic options for lighting control: DALI-2.

The driver contained in this luminaire complies with European Directive 2009/125/EC establishing flicker limits: PstLM ≤ 1 and SVM ≤ 0,4.

Luminaire designed according to ecodesign principles, with replaceable light source and driver, to enable upgrades, ease maintenance and extend the product lifecycle.

Passive temperature management: heat dissipation flows through aluminium heat sink.

Mounting to the ceiling plate with two securing holes. Cable entry from the top of the luminaire.

**Luminaire luminous flux:** 1731lm

**Luminaire connected power:** 17,1 W

**Luminaire efficiency:** 101 lm/W

**Light source luminous flux:** 2885lm

**Light source power:** 15,43 W

**Constant Current:** 500 mA

**CRI:** >80

**Colour Temperature:** 3000K

**Chromaticity Tolerance:** MacAdam 3

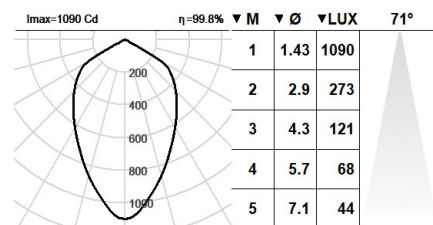
**Beam Angle:** 71°

**LOR:** 60%

**LED reliability at nominal Ta = 25°C:** 60.000h L90B10

**Photobiological safety group:** 1

**This product contains a light source of energy efficiency class C**



## Electronic Equipment

**S:** On/Off (AC/DC, NOT looping through capable)

**D:** DALI-2/switchDIM/corridorFUNCTION

\*Add the suffix **-S**, **-D** after the reference to indicate your electronic equipment choice.

## Upgradeable, Replaceable, Repairable



Note

LED technology and performance data are constantly changing. Current details should therefore be checked with ROVASI in order to ensure that it is still the most up to date reference. Updated data will be supplied on request. [Last revised on 09.01.2026]

**5 years guarantee**



BSI Cert ISO 9001:2015 - n°FM 39346

BSI Cert ISO 14001:2015 - n°EMS 554685

## ROVASI S.L.

Ronda de la Font Grossa, 15  
Pol. Ind. La Gavarra  
08540 Centelles | Barcelona  
Spain

## Contact

T. +34 93 881 35 12 info@rovasi.com  
T. +34 93 881 37 13 [www.rovasi.com](http://www.rovasi.com)

## Colour options

Lampshade and aluminium body liquid painted with textured finish.  
Select from a vast range of colours to perfectly customize your fittings.

### One single colour



1: RAL9010  
Pure White textured



2: RAL9005  
Jet Black textured



13: RAL 1023  
Traffic Yellow textured



14: RAL 1037  
Sun Yellow textured



15: RAL 2012  
Salmon Orange textured



16: RAL 3000  
Flame red textured



17: RAL 5024  
Pastel Blue textured



18: RAL 5003  
Sapphire Blue textured



19: RAL 6018  
Yellow Green textured



20: RAL 6000  
Patina Green textured



21: RAL 8001:  
Ochre Brown textured



22: RAL8016  
Mahogany Brown textured

## Two colours combined / outer and inner

Select from a vast range of colours to perfectly customize your fittings. You can choose a RAL colour for the exterior of your lampshade and pair it with various finishes for the interior.

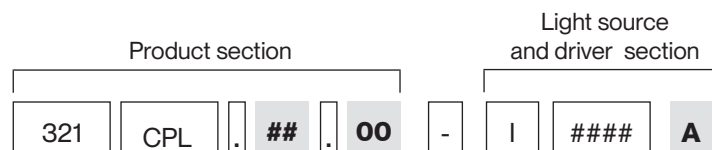
### Inner finishes.



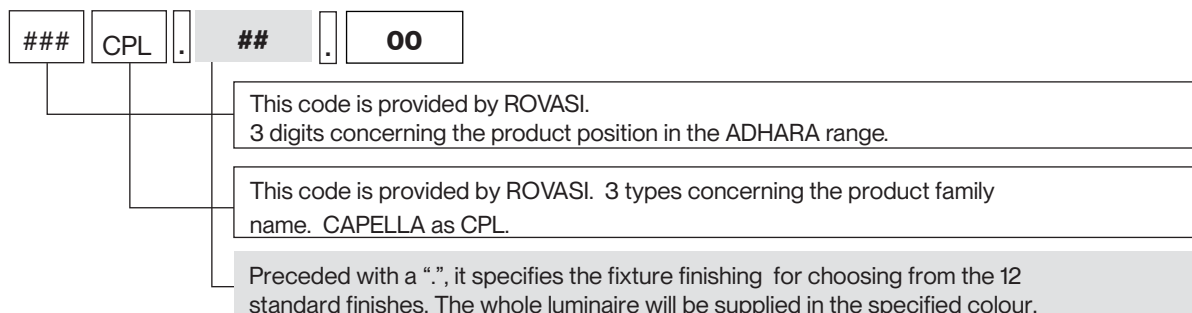
### Some inspirations.



## Structure of a standard reference:



### Product Section | Luminaire with one single colour



### Product Section | Luminaire with two colours combined: outer and inner



### Light source and driver section

