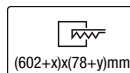


### 171ESR.1-I1609



Recessed ceiling mounted linear downlights with symmetrical light distribution to achieve an effective task or general lighting.

Specially developed to solve the installation difficulties in the process of replacing old linear fluorescent light fixtures in metal ceiling systems.

Customized exterior dimensions depending on the installation needs.

Powder painted extruded aluminium profile available in assorted finishes, customized RAL under request.

The adaptation sheet is fixed to the light fixture to create a single body for easier installation.

Range of PMMA optics to achieve specific photometric results.

Highly efficient linear printed circuit board.

Built-in driver, included.

Electronic standard options for lighting control: DALI-2.

The driver contained in this luminaire complies with European Directive 2009/125/EC establishing flicker limits:  $PstLM \leq 1$  and  $SVM \leq 0.4$ .

Passive temperature management.

The fixture rests on the main metal grid.

Pre-wiring of 35cm cable 3x1mm<sup>2</sup>.

It is possible to combine different lengths to create customized design.

**Luminaire luminous flux:** 1482lm

**Luminaire connected power:** 12,4 W

**Luminaire efficiency:** 120 lm/W

**Light source luminous flux:** 1785lm

**Light source power:** 9,4 W

**Constant Current:** 350 mA

**CRI:** 80

**Colour Temperature:** 3000K

**Chromaticity Tolerance:** MacAdam 3

**Beam Angle:** 96°

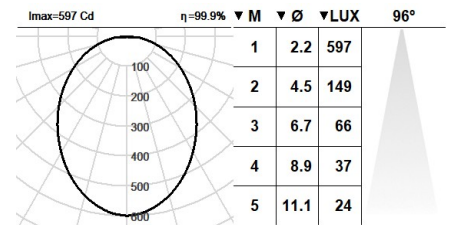
**LOR:** 83%

**LED reliability at nominal Ta = 25°C:** 54.000h L80B10

**Photobiological safety group:** 1

**Cd/Klm:** 403

**This product contains a light source of energy efficiency class C**



#### Electronic Equipment

**S:** On/Off (AC/DC)

**D:** DALI-2/switchDIM/corridorFUNCTION

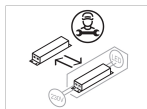
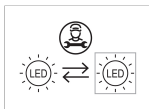
**B:** Bluetooth-Casambi

\*Add the suffix **-S**, **-D**, **-B** after the reference to indicate your electronic equipment choice.

#### Finishes

**1:** RAL9010: Pure White, **2:** RAL9005: Jet Black, **4:** RAL7016: Anthracite Grey, **7:** RAL9006: White Aluminium

#### Upgradeable, Replaceable, Repairable



#### Note

LED technology and performance data are constantly changing. Current details should therefore be checked with ROVASI in order to ensure that it is still the most up to date reference. Updated data will be supplied on request. [Last revised on 21.05.2025]

#### 5 years guarantee



BSI Cert ISO 9001:2015 - n°FM 39346

BSI Cert ISO 14001:2015 - n°EMS 554685

#### ROVASI S.L.

Ronda de la Font Grossa, 15  
Pol. Ind. La Gavarra  
08540 Centelles | Barcelona  
Spain

#### Contact

T. +34 93 881 35 12  
T. +34 93 881 37 13

info@rovasi.com  
[www.rovasi.com](http://www.rovasi.com)