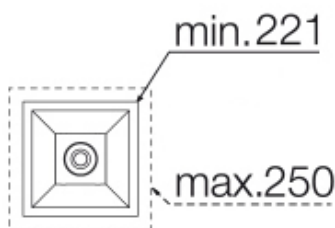
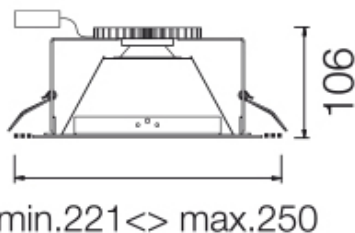
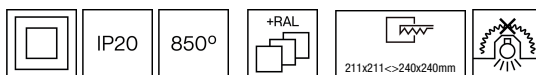


# ADAPT QUADRATIC

## Recessed downlights for lighting replacement



101AQT.1-R2006 / \_ \_ \_



Recessed ceiling-mounted downlight with symmetrical light distribution to achieve an effective task or ambient lighting.

Specially developed to solve the installation difficulties in the process of replacing light fixtures. Customized exterior dimensions from 221x221 mm up to 250x250 mm, depending on the installation needs.

This luminaire is suitable for recessed dimensions ranging from 211x211 mm to 240x240 mm.

Aluminium reflector with grey aluminium paint coating, metallic finish.

Powder painted die-cast aluminium frame available in assorted finishes, customized RAL or NCS upon request.

Polycarbonate accessory available to increase the protection rating to IP54 | IK10 from underneath [reference M2.D0220].

Remote driver supplied.

Electronic options for lighting control: DALI-2 or Bluetooth.

The driver contained in this luminaire complies with European Directive 2009/125/EC establishing flicker limits: PstLM ≤ 1 and SVM ≤ 0,4.

Luminaire designed according to ecodesign principles, with replaceable light source and driver, to enable upgrades, ease maintenance and extend the product lifecycle.

3 hours battery available as option (class I).

Passive temperature management: heat dissipation flows through aluminium heat sink.

Ceiling-mounted using galvanised steel support with spring clamps for an easy installation.

**Luminaire luminous flux:** 2312lm  
**Luminaire connected power:** 17,1 W  
**Luminaire efficiency:** 135 lm/W  
**Light source luminous flux:** 2785lm  
**Light source power:** 15,43 W  
**Constant Current:** 500 mA  
**CRI:** >80  
**Colour Temperature:** 2700K  
**Chromaticity Tolerance:** MacAdam 3  
**Beam Angle:** 72°  
**LOR:** 83%

**LED reliability at nominal Ta = 25°C:** 100.000h L90B10

**UGR:** C0° = 19 | C90° = 18,9 under the below indicated parameters

Room dimensions X=4H/8H

Reflectance 20% | 50% | 70%

Luminaire spacing = 0.25m

**Photobiological safety group:** 1

**Cd/Klm:** 684

**This product contains a light source of energy efficiency class D**

### Electronic Equipment

**K:** On/Off (basic)

**S:** On/Off (AC/DC + looping through)

**SE:** On/Off (AC/DC+looping) + 3h battery

**D:** DALI-2/switchDIM/corridorFUNCTION

**DE:** DALI-2/switchDIM/corridorFUNCTION + Battery 3h

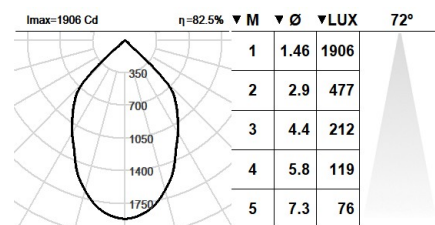
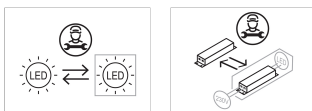
**B:** Bluetooth-Casambi

\*Add the suffix **-K, -S, -SE, -D, -DE, -B** after the reference to indicate your electronic equipment choice.

### Finishes

**1:** RAL9010: Pure White, **2:** RAL9005: Jet Black, **4:** RAL7016: Anthracite Grey, **7:** RAL9006: White Aluminium

### Upgradeable, Replaceable, Repairable



Note

LED technology and performance data are constantly changing. Current details should therefore be checked with ROVASI in order to ensure that it is still the most up to date reference. Updated data will be supplied on request. [Last revised on 07.06.2026]

**5 years guarantee**



BSI Cert ISO 9001:2015 - n°FM 39346

BSI Cert ISO 14001:2015 - n°EMS 554685

### ROVASI S.L.

Ronda de la Font Grossa, 15  
 Pol. Ind. La Gavarra  
 08540 Centelles | Barcelona  
 Spain

### Contact

T. +34 93 881 35 12 info@rovasi.com  
 T. +34 93 881 37 13 [www.rovasi.com](http://www.rovasi.com)