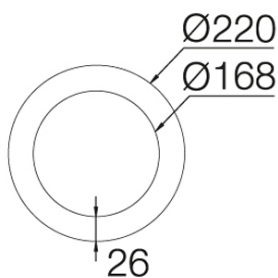
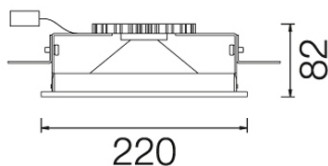



115SHW.1-R881



Recessed ceiling-mounted downlight with symmetrical light distribution to achieve an effective task or ambient lighting.

Circular design in diameter 220mm.

Its main feature is its low height: 82mm.

Sandblasted metalized aluminium reflector.

Powder painted die-cast aluminium trim available in assorted finishes, customized RAL under request.

Drop glass disk accessory available in assorted colours [reference M1.A0220].

Drop metal disk accessory available in assorted colours [reference M1.B0220].

Decorative LED ring accessory available in assorted colours [reference F1.B0220].

Glass accessory available to increase the protection rating to IP54 | IK05 from underneath [reference M2.B0220].

316L stainless steel trim accessory with flush glass and silicone rubber gasket to increase the protection rating to IP65 | IK07 from underneath [reference M2.C0220].

Remote driver supplied.

Electronic options for lighting control: DALI-2.

The driver contained in this luminaire complies with European Directive 2009/125/EC establishing flicker limits: PstLM ≤ 1 and SVM ≤ 0.4.

3 hours battery available as option (class I).

Passive temperature management: heat dissipation flows through aluminium heat sink.

Ceiling-mounted using galvanised steel support with screws.

Luminaire luminous flux: 3003lm

Luminaire connected power: 25.33 W

Luminaire efficiency: 119 lm/W

Light source luminous flux: 3900lm

Light source power: 23 W

Constant Current: 700 mA

CRI: >80

Colour Temperature: 2700K

Chromaticity Tolerance: MacAdam 3

Beam Angle: 92°

LOR: 77%

Average Service Life: 50000h

LED reliability: 50000h L90B10

UGR: <19 under the below indicated parameters

Room dimensions X=4H/8H

Reflectance 20% | 50% | 70%

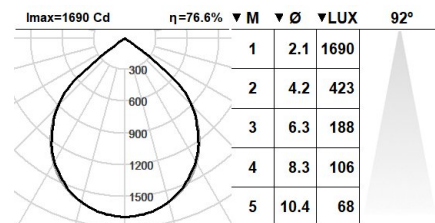
Luminaire spacing = 0.45m

Photobiological safety group: 1

Cd/Klm: 433

Imax: 1689 Cd

This product contains a light source of energy efficiency class D



Electronic Equipment

K: On/Off (basic)

S: On/Off (AC/DC + looping through)

SE: On/Off (AC/DC+looping) + 3h battery

D: DALI-2/switchDIM/corridorFUNCTION

DE: DALI-2/switchDIM/corridorFUNCTION + Battery 3h

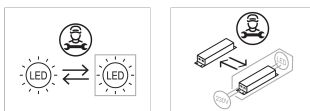
B: Bluetooth-Casambi

*Add the suffix **-K**, **-S**, **-SE**, **-D**, **-DE**, **-B** after the reference to indicate your electronic equipment choice.

Finishes

1: RAL9010: Pure White, **2:** RAL9005: Jet Black, **4:** RAL7016: Anthracite Grey, **7:** RAL9006: White Aluminium

Upgradeable, Replaceable, Repairable



Note

LED technology and performance data are constantly changing. Current details should therefore be checked with ROVASI in order to ensure that it is still the most up to date reference. Updated data will be supplied on request. [Last revised on 11.05.2025]

5 years guarantee



BSI Cert ISO 9001:2015 - n°FM 39346

BSI Cert ISO 14001:2015 - n°EMS 554685

ROVASI S.L.

Ronda de la Font Grossa, 15
Pol. Ind. La Gavarra
08540 Centelles | Barcelona
Spain

Contact

T. +34 93 881 35 12 info@rovasi.com
T. +34 93 881 37 13 **www.rovasi.com**