

### 101BAS.1-l873



Surface-mounted downlight with symmetrical light distribution to achieve an effective task, accent or ambient lighting.

Neutral cylindrical body in diameter 150mm.

Double Aluminium reflectors in assorted finishes. Top reflector: faceted metalized or sandblasted metalized depending on the beam angle outcome. Bottom reflector: sandblasted metalized.

Powder painted aluminium body available in assorted finishes, customized RAL under request.

Flush glass accessory available to increase the protection rating to IP54 | IK05 [reference M2.L0150].

Drop glass disk accessory available in assorted colours [reference M1.A0150].

Drop metal disk accessory available in assorted colours [reference M1.B0150].

Built-in driver, included.

Passive temperature management: heat dissipation flows through an aluminium heat sink and the fixture body itself.

Mounting to the ceiling plate with two securing points.

Cable entry from the top of the fixture.

BASE can be combined with the GRAVITY pendant line to get a harmonious finish.

**Luminaire luminous flux:** 2211lm

**Luminaire connected power:** 18.33 W

**Luminaire efficiency:** 121 lm/W

**Light source luminous flux:** 2430lm

**Light source power:** 17 W

**Constant Current:** 500 mA

**CRI:** >90

**Colour Temperature:** 3000K

**Chromaticity Tolerance:** MacAdam 3

**Beam Angle:** 12°

**LOR:** 91%

**Average Service Life:** 50000h

**LED reliability:** 50000h L90B10

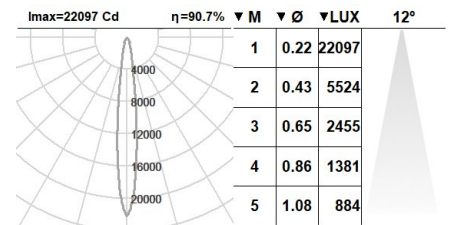
**UGR:** <16

**Photobiological safety group:** 1

**Cd/Klm:** 9093

**Imax:** 22096 Cd

**This product contains a light source of energy efficiency class E**



#### Electronic Equipment

**S:** On/Off (AC/DC)

**D:** DALI-2/switchDIM/corridorFUNCTION

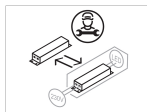
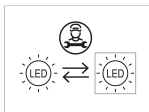
**B:** Bluetooth-Casambi

\*Add the suffix **-S**, **-D**, **-B** after the reference to indicate your electronic equipment choice.

#### Finishes

**2:** RAL9005: Jet Black, **4:** RAL7016: Anthracite Grey, **7:** RAL9006: White Aluminium, **1:** RAL9010: Pure White

#### Upgradeable, Replaceable, Repairable



#### Note

LED technology and performance data are constantly changing. Current details should therefore be checked with ROVASI in order to ensure that it is still the most up to date reference. Updated data will be supplied on request. [Last revised on 06.05.2024]

#### 5 years guarantee



BSI Cert ISO 9001:2015 - n°FM 39346

BSI Cert ISO 14001:2015 - n°EMS 554685

#### ROVASI S.L.

Ronda de la Font Grossa, 15  
Pol. Ind. La Gavarra  
08540 Centelles | Barcelona  
Spain

#### Contact

T. +34 93 881 35 12  
T. +34 93 881 37 13

info@rovasi.com  
www.rovasi.com