



335KTA.1-I781



Surface mounted linear fixtures with symmetrical light distribution to achieve an effective accent, task or general lighting.

Linear fixture in 1128mm length and in a width of 44mm.

Powder painted extruded aluminium profile available in assorted finishes, customized RAL under request. PMMA optics for controlling and directing the light.

Highly efficient linear printed circuit board.

Accessories available to create customized linear systems.

Built-in driver, included.

Electronic options for lighting control: DALI-2.

The driver contained in this luminaire complies with European Directive 2009/125/EC establishing flicker limits: $PstLM \leq 1$ and $SVM \leq 0.4$.

Passive temperature management.

Ceiling-mounted using cleats.

Other options available:

Recessed.

Frameless recessed.

Pendant.

Wall-mounted.

Projectors.

It is possible to combine different lengths and junction modules in different ways to create customized design.

Luminaire luminous flux: 2340lm

Luminaire connected power: 14.21 W

Luminaire efficiency: 165 lm/W

Light source luminous flux: 2515lm

Light source power: 13 W

Constant Current: 150 mA

CRI: 80

Colour Temperature: 4000K

Chromaticity Tolerance: MacAdam 3

Beam Angle: 43°

LOR: 93%

Average Service Life: 50000h

LED reliability: >60000h L80B10

UGR: <19 under the below indicated parameters

Room dimensions X=4H/8H

Reflectance 20% | 50% | 70%

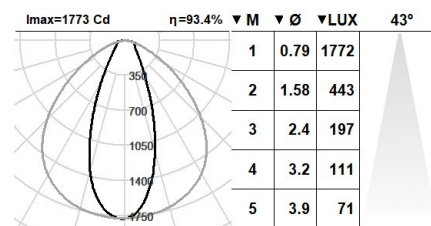
Luminaire spacing = 0.3m

Photobiological safety group: 1

Cd/Klm: 704

Imax: 1771 Cd

This product contains a light source of energy efficiency class C

**Electronic Equipment**

S: On/Off (AC/DC)

SE: On/Off (AC/DC) + Battery 3h

D: DALI-2/switchDIM/corridorFUNCTION

DE: DALI-2/switchDIM+ 3 hours battery

DDE: DALI-2/switchDIM+ 3 hours battery (DALI)

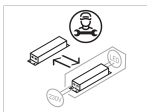
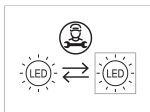
B: Bluetooth-Casambi

*Add the suffix **-S**, **-SE**, **-D**, **-DE**, **-DDE**, **-B** after the reference to indicate your electronic equipment choice.

Finishes

1: RAL9010: Pure White, **2:** RAL9005: Jet Black, **4:** RAL7016: Anthracite Grey, **7:** RAL9006: White Aluminium

Upgradeable, Replaceable, Repairable



Note

LED technology and performance data are constantly changing. Current details should therefore be checked with ROVASI in order to ensure that it is still the most up to date reference. Updated data will be supplied on request. [Last revised on 30.04.2025]

5 years guarantee

BSI Cert ISO 9001:2015 - n°FM 39346

BSI Cert ISO 14001:2015 - n°EMS 554685

ROVASI S.L.

Ronda de la Font Grossa, 15
Pol. Ind. La Gavarra
08540 Centelles | Barcelona
Spain

Contact

T. +34 93 881 35 12 info@rovasi.com
T. +34 93 881 37 13 www.rovasi.com