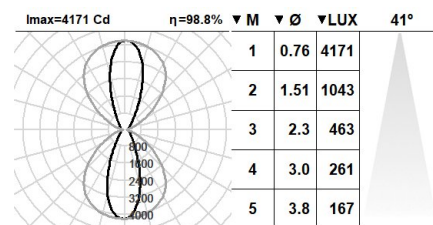


739KTA.1-I836



Wall mounted linear fixtures with symmetrical light distribution to achieve an effective accent, task or general lighting. Double light emission: up and down.
 Linear fixture in 2808mm length and in a width of 44mm.
 Powder painted extruded aluminium profile available in assorted finishes, customized RAL under request.
 PMMA optics for controlling and directing the light.
 Highly efficient linear printed circuit board.
 Accessories available to create customized linear systems.
 Built-in driver, included.
 Electronic options for lighting control: DALI-2 (for downlight position only) (two DALI addresses) .
 3 hours battery available as option.
 Passive temperature management.
 Wall mounted by mounting brackets.
 Other options available:
 Recessed.
 Frameless recessed.
 Pendant.
 Surface mounted.
 Projectors.
 >It is possible to combine different lengths and junction modules in different ways to create customized design.

Luminaire luminous flux: 5589lm
Luminaire connected power: 35.52 W
Luminaire efficiency: 157 lm/W
Light source luminous flux: 6010lm
Light source power: 32 W
Constant Current: 150 mA
CRI: 80
Colour Temperature: 3000K
Chromaticity Tolerance: MacAdam 3
Beam Angle: 43°
LOR: 93%
Average Service Life: 50000h
LED reliability: >60000h L80B10
UGR: <19 under the below indicated parameters
 Room dimensions X=4H/8H
 Reflectance 20% | 50% | 70%
 Luminaire spacing = 0.3m
Photobiological safety group: 1
Cd/Klm: 704
Imax: 4231 Cd
This product contains a light source of energy efficiency class C

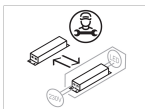
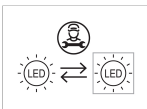
**Electronic Equipment**

S: On/Off
SE: On/Off + 3h battery
D: DALI-2/switchDIM (only downlight position)(two DALI-2 addresses)
DE: DALI-2/switchDIM+ 3 hours battery
DDE: DALI-2/switchDIM+ 3 hours battery (DALI)

*Add the suffix **-S, -SE, -D, -DE, -DDE** after the reference to indicate your electronic equipment choice.

Finishes

2: RAL9005: Jet Black, **4:** RAL7016: Anthracite Grey, **7:** RAL9006: White Aluminium, **1:** RAL9010: Pure White

Upgradeable, Replaceable, Repairable

Note

LED technology and performance data are constantly changing. Current details should therefore be checked with ROVASI in order to ensure that it is still the most up to date reference. Updated data will be supplied on request. [Last revised on 10.05.2024]

5 years guarantee

BSI Cert ISO 9001:2015 - n°FM 39346
 BSI Cert ISO 14001:2015 - n°EMS 554685

ROVASI S.L.

Ronda de la Font Grossa, 15
 Pol. Ind. La Gavarra
 08540 Centelles | Barcelona
 Spain

Contact

T. +34 93 881 35 12 info@rovasi.com
 T. +34 93 881 37 13 **www.rovasi.com**