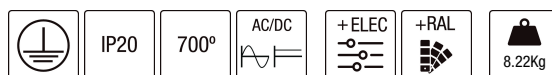
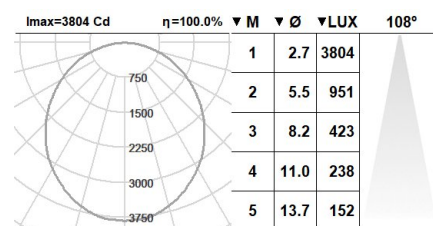


## 110TOP.1.02-I1060



Pendant downlights with symmetrical light distribution to achieve an effective ambient lighting.  
Circular design in 835mm diameter.  
Powder painted aluminium profile available in assorted finishes, customized RAL under request.  
PMMA opal diffuser (thickness 3mm.)  
Tridonic high energy efficiency printed circuit board.  
Built-in driver, included.  
Electronic options for lighting control: DALI/DSI.  
Emergency kit as option (change of size required).  
Passive temperature management: heat dissipation flows through the fixture body itself.  
Delivered with a short powder painted metal rod, custom made length up to 1000mm, minimum 300mm. Mounted to the ceiling by cylindrical ceiling rose.  
TOP can be combined with the LEDA surface-mounted fixtures and KUU and CANDRA recessed mounted lines to get an harmonious finish.

**Light source power:** 59 W  
**Fixture power:** 64.93 W  
**Constant Current:** 500 mA  
**Luminous flux of the light source:** 11780lm  
**Luminous flux of the fixture:** 10483lm  
**CRI:** >80  
**Colour Temperature:** 4000K  
**Chromaticity Tolerance:** MacAdam 3  
**Beam Angle:** 108°  
**LOR:** 89%  
**Average Service Life:** 50000h  
**LED reliability:** L90B10 >50000h  
**UGR:** 19 under the below indicated parameters  
Room dimensions X=4H/8H  
Reflectance 20% | 50% | 70%  
Luminaire spacing = 0.4m  
**Photobiological safety group:** 1  
**Luminous efficacy:** 161 lm/W  
**This product contains a light source of energy efficiency class C**



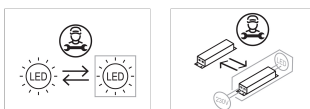
### Electronic Equipment

**S:** On/Off  
**D:** DALI-2/DSI/switchDIM  
**SE:** On/Off + 3 hours battery  
**DE:** DALI-2/DSI/switchDIM+3 hours battery  
**DDE:** DALI-2/DSI/switchDIM+3 hours battery (DALI)  
There are available accessories for dimming devices.  
\*Add the suffix **-S, -D, -SE, -DE, -DDE** after the reference to indicate your electronic equipment choice.

### Finishes

**1:** RAL9010: Pure White, **2:** RAL9005: Jet Black, **4:** RAL7016: Anthracite Grey, **7:** RAL9006: White Aluminium

### Upgradeable, Replaceable, Repairable



### Note

LED technology and performance data are constantly changing. Current details should therefore be checked with ROVASI in order to ensure that it is still the most up to date reference. Updated data will be supplied on request. [Last revised on 28.03.2024]

### 5 years guarantee



BSI Cert ISO 9001:2015 - n°FM 39346  
BSI Cert ISO 14001:2015 - n°EMS 554685

### ROVASI S.L.

Ronda de la Font Grossa, 15  
Pol. Ind. La Gavarrà  
08540 Centelles | Barcelona  
Spain

### Contact

T. +34 93 881 35 12 info@rovasi.com  
T. +34 93 881 37 13 www.rovasi.com