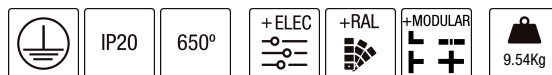


539KTA.1-I835



Pendant linear fixtures with symmetrical light distribution to achieve an effective accent, task or general lighting. Double light emission: up and down.
 Linear fixture in 2808mm length and in a width of 44mm.
 Powder painted extruded aluminium profile available in assorted finishes, customized RAL under request.
 PMMA optics for controlling and directing the light.
 Highly efficient linear printed circuit board.
 Accessories available to create customized linear systems.
 Built-in driver, included.
 Electronic options for lighting control: DALI/DSI (for downlight position only) (two DALI addresses) .
 Emergency kit as option.
 Passive temperature management.
 Ceiling-mounted with adjustable steel wire suspension (1m) and transparent electrical wire. Different suspension length on request.
 Other options available:
 Frameless.
 Frameless recessed.
 Surface-mounted
 Wall-mounted.
 It is possible to combine different lengths and junction modules in different ways to create customized design.

Light source power: 32 W

Fixture power: 35.52 W

Constant Current: 150 mA

Luminous flux of the light source: 5830lm

Luminous flux of the fixture: 5422lm

CRI: 80

Colour Temperature: 2700K

Chromaticity Tolerance: MacAdam 3

Beam Angle: 43°

LOR: 93%

Average Service Life: 50000h

LED reliability: >60000h L80B10

UGR: <19 under the below indicated parameters

Room dimensions X=4H/8H

Reflectance 20% | 50% | 70%

Luminaire spacing = 0.3m

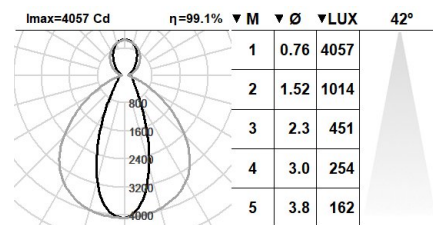
Photobiological safety group: 1

Cd/Klm: 704

Luminous efficacy: 153 lm/W

Imax: 4104 Cd

This product contains a light source of energy efficiency class D + C



Electronic Equipment

S: On/Off

D: DALI-2/DSI/switchDIM (only downlight position)(two DALI addresses)

SE: On/Off + 3 hours battery

DE: DALI-2/DSI/switchDIM +3 hours battery

DDE: DALI-2/DSI/switchDIM +3 hours battery (DALI)(two DALI addresses)

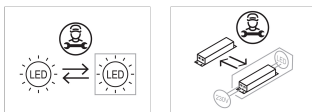
There are available accessories for dimming devices.

*Add the suffix **-S, -D, -SE, -DE, -DDE** after the reference to indicate your electronic equipment choice.

Finishes

1: RAL9010: Pure White, **2:** RAL9005: Jet Black, **4:** RAL7016: Anthracite Grey, **7:** RAL9006: White Aluminium

Upgradeable, Replaceable, Repairable



Note

LED technology and performance data are constantly changing. Current details should therefore be checked with ROVASI in order to ensure that it is still the most up to date reference. Updated data will be supplied on request. [Last revised on 29.03.2024]

5 years guarantee



BSI Cert ISO 9001:2015 - n°FM 39346

BSI Cert ISO 14001:2015 - n°EMS 554685

ROVASI S.L.

Ronda de la Font Grossa, 15
 Pol. Ind. La Gavarra
 08540 Centelles | Barcelona
 Spain

Contact

T. +34 93 881 35 12 info@rovasi.com
 T. +34 93 881 37 13 www.rovasi.com