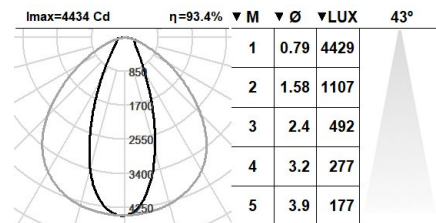


### 639KTA.1-I837



Wall mounted linear fixtures with symmetrical light distribution to achieve an effective accent, task or general lighting.  
Linear fixture in 2808mm length and in a width of 44mm.  
Powder painted extruded aluminium profile available in assorted finishes, customized RAL under request.  
PMMA optics for controlling and directing the light.  
Highly efficient linear printed circuit board.  
Accessories available to create customized linear systems.  
Built-in driver, included.  
Electronic options for lighting control: DALI-2 (two DALI addresses) .  
3 hours battery available as option.  
Passive temperature management.  
Wall mounted by mounting brackets.  
Other options available:  
Recessed.  
Frameless recessed.  
Pendant.  
Surface mounted.  
>It is possible to combine different lengths and junction modules in different ways to create customized design.

**Light source power:** 32 W  
**Fixture power:** 35.52 W  
**Constant Current:** 150 mA  
**Luminous flux of the light source:** 6290lm  
**Luminous flux of the fixture:** 5850lm  
**CRI:** 80  
**Colour Temperature:** 4000K  
**Chromaticity Tolerance:** MacAdam 3  
**Beam Angle:** 43°  
**LOR:** 93%  
**Average Service Life:** 50000h  
**LED reliability:** >60000h L80B10  
**UGR:** <19 under the below indicated parameters  
Room dimensions X=4H/8H  
Reflectance 20% | 50% | 70%  
Luminaire spacing = 0.3m  
**Photobiological safety group:** 1  
**Cd/Klm:** 704  
**Luminous efficacy:** 165 lm/W  
**Imax:** 4428 Cd  
**This product contains a light source of energy efficiency class C**



#### Electronic Equipment

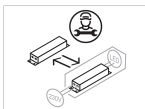
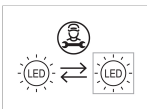
**S:** On/Off  
**SE:** On/Off + 3h battery  
**D:** DALI-2/switchDIM/corridorFUNCTION  
**DE:** DALI-2/switchDIM+ 3 hours battery  
**DDE:** DALI-2/switchDIM+ 3 hours battery (DALI)

\*Add the suffix **-S, -SE, -D, -DE, -DDE** after the reference to indicate your electronic equipment choice.

#### Finishes

**2:** RAL9005: Jet Black, **4:** RAL7016: Anthracite Grey, **7:** RAL9006: White Aluminium, **1:** RAL9010: Pure White

#### Upgradeable, Replaceable, Repairable



#### Note

LED technology and performance data are constantly changing. Current details should therefore be checked with ROVASI in order to ensure that it is still the most up to date reference. Updated data will be supplied on request. [Last revised on 25.04.2024]

#### 5 years guarantee



BSI Cert ISO 9001:2015 - n°FM 39346  
BSI Cert ISO 14001:2015 - n°EMS 554685

#### ROVASI S.L.

Ronda de la Font Grossa, 15  
Pol. Ind. La Gavarra  
08540 Centelles | Barcelona  
Spain

#### Contact

T. +34 93 881 35 12 info@rovasi.com  
T. +34 93 881 37 13 [www.rovasi.com](http://www.rovasi.com)